

# ANTHEM INC. (WLPF) - EUX/20230120

2022/11/28 18:48:33

Price  
**516.5868** USD

Difference  0.30% (1.55)

### General attributes

Symbol	WLPFF23
Exchange	Eurex
Currency	USD
Security type	Future
Underlying	ELEVANCE HEALTH INC.
Maturity	01-2023
Contract size	100

### Market data

Bid (Bid size)	- USD (-)
Ask (Ask size)	- USD (-)
Open	516.5868 USD
High	516.5868 USD
Low	516.5868 USD
Close (prev. day)	515.0417 USD
Underlying	ELEVANCE HEALTH INC.
Underlying price (date)	512.78 (22/11/28)
Settlement price (date)	516.59 (22/11/28)
Open Interest	0

### Performance and Risk

	6m	1Y	3Y
Perf (%)	-0.99%	-	-
Perf (abs.)	-5.14	-	-
Beta	-	-	-
Volatility	28.05	28.41	28.41

### Futures and Options

Related Futures	-
Related Options	-

5Y







Information about previous performance does not guarantee future performance.  
Source: FactSet

### Price data

Ø price 5 days   Ø volume 5 days (pcs.)	511.6405 USD (0)
Ø price 30 days   Ø volume 30 days (pcs.)	516.6800 USD (0)
Ø price 100 days   Ø volume 100 days (pcs.)	492.6804 USD (0)
Ø price 250 days   Ø volume 250 days (pcs.)	- USD (0)
YTD High   date	550.2229 USD (2022/10/31)
YTD Low   date	429.2269 USD (2022/01/10)
52 Weeks High   date	550.2229 USD (2022/10/31)
52 Weeks Low   date	429.2269 USD (2022/01/10)

### Recent Research

on sector		on market	
Date		Headline	Download
2022/11/28		Global Equity Ratings	
2022/11/18		Global Equity Ratings	
2022/10/31		Global Equity Ratings	
2022/10/05		Global Equity Ratings	
2022/09/26		Global Equity Ratings	