

# APPLE FUTURES (AAPH) - EUX/20230120

2022/08/12 18:52:31

Price  
**173.0168** USD

Difference  0.72% (1.24)

### General attributes

Symbol	AAPHF23
Exchange	Eurex
Currency	USD
Security type	Future
Underlying	APPLE INC
Maturity	01-2023
Contract size	100

### Market data

Bid (Bid size)	- USD (-)
Ask (Ask size)	- USD (-)
Open	173.0168 USD
High	173.0168 USD
Low	173.0168 USD
Close (prev. day)	171.7782 USD
Underlying	APPLE INC
Underlying price (date)	172.10 (22/08/12)
Settlement price (date)	173.02 (22/08/12)
Open Interest	0

### Performance and Risk

	6m	1Y	3Y
Perf (%)	+0.11%	-	-
Perf (abs.)	+0.19	-	-
Beta	-	-	-
Volatility	32.51	31.30	31.30

### Futures and Options

Related Futures	-
Related Options	-

5Y











Information about previous performance does not guarantee future performance.  
Source: FactSet

### Price data

Ø price 5 days   Ø volume 5 days (pcs.)	170.0451 USD (0)
Ø price 30 days   Ø volume 30 days (pcs.)	156.6321 USD (0)
Ø price 100 days   Ø volume 100 days (pcs.)	155.5225 USD (0)
Ø price 250 days   Ø volume 250 days (pcs.)	- USD (0)
YTD High   date	181.6727 USD (2022/01/03)
YTD Low   date	132.1768 USD (2022/06/16)
52 Weeks High   date	181.6727 USD (2022/01/03)
52 Weeks Low   date	132.1768 USD (2022/06/16)

### Recent Research

on underlying	on sector	on market	
Date		Headline	Download
2022/08/08		Global Equity Ratings	
2022/07/25		Global Equity Ratings	
2022/07/19		Global Equity Ratings	
2022/06/29		Global Equity Ratings	
2022/05/25		Global Equity Ratings	