

# PKO BANK POLSKI (PKOF) - EUX/20230120

2022/12/06 18:44:36

Price  
**6.1542** EUR

Difference  -1.76% (-0.11)

### General attributes

Symbol	PKOFF23
Exchange	Eurex
Currency	EUR
Security type	Future
Underlying	POWSZECHNA KASA OSZCZEDNOSCI BANK POLSKI SA
Maturity	01-2023
Contract size	100

### Market data

Bid (Bid size)	- EUR (-)
Ask (Ask size)	- EUR (-)
Open	6.1542 EUR
High	6.1542 EUR
Low	6.1542 EUR
Close (prev. day)	6.2644 EUR
Underlying	POWSZECHNA KASA OSZCZEDNOSCI BANK POLSKI SA
Underlying price (date)	22.59 (22/12/06)
Settlement price (date)	6.15 (22/12/06)
Open Interest	0

### Performance and Risk

	6m	1Y	3Y
Perf (%)	-2.47%	-	-
Perf (abs.)	-0.16	-	-
Beta	-	-	-
Volatility	45.83	55.25	55.25

### Futures and Options

Related Futures	-
Related Options	-

5Y












Information about previous performance does not guarantee future performance.  
Source: FactSet

### Price data

Ø price 5 days   Ø volume 5 days (pcs.)	6.2035 EUR (0)
Ø price 30 days   Ø volume 30 days (pcs.)	5.8854 EUR (0)
Ø price 100 days   Ø volume 100 days (pcs.)	5.2712 EUR (0)
Ø price 250 days   Ø volume 250 days (pcs.)	- EUR (0)
YTD High   date	10.6588 EUR (2022/01/13)
YTD Low   date	4.4302 EUR (2022/10/10)
52 Weeks High   date	10.6588 EUR (2022/01/13)
52 Weeks Low   date	4.4302 EUR (2022/10/10)

### Recent Research

on sector		on market	
Date		Headline	Download
2022/11/28		Global Equity Ratings	
2022/11/18		Global Equity Ratings	
2022/10/31		Global Equity Ratings	
2022/10/05		Global Equity Ratings	
2022/10/03		České shrnutí reportu na COLT CZ	