

EXCELFIN ACQUISITION CORP COM USD0.0001 CL A

ISIN: US30069X1028 WKN: 30069X102

Overview

2024/08/12 22:30:01

Price

11.06 USD

Difference  -0.09% (-0.01)

General attributes

ISIN	US30069X1028
Symbol	XFIN
Exchange	Nasdaq
Currency	USD
Sector	-
Security type	Stock
Market cap (m)	65 EUR
Benchmark	S&P 500

Market data

Bid (Bid size)	10.98 USD (100)
Ask (Ask size)	11.10 USD (1,200)
Open	11.02 USD
High	11.10 USD
Low	11.01 USD
Close (prev. day)	11.07 USD
VWAP	11.050714 USD
Volume (pcs)	18,096
Trading volume	199,973.72
Number of trades	64
Last size	-

Futures and Options











Related Futures	-
Related Options	-

5Y



Information about previous performance does not guarantee future performance.
Source: FactSet

Recent research

on market			
Date		Headline	Download
2024/08/12		Global Equity Ratings	
2024/07/24		Global Equity Ratings	
2024/07/12		Global Equity Ratings	
2024/07/03		Global Strategy 3Q 2024	
2024/06/21		Global Equity Ratings	

Details

2024/08/12 22:30:01

Price

11.06 USD

Difference ▼ -0.09% (-0.01)

General attributes

ISIN	US30069X1028
Symbol	XFIN
Exchange	Nasdaq
Currency	USD
Sector	-
Security type	Stock
Market cap (m)	65 EUR
Benchmark	S&P 500

Market data

Bid (Bid size)	10.98 USD (100)
Ask (Ask size)	11.10 USD (1,200)
Open	11.02 USD
High	11.10 USD
Low	11.01 USD
Close (prev. day)	11.07 USD
VWAP	11.050714 USD
Volume (pcs)	18,096
Trading volume	199,973.72
Number of trades	64
Last size	-

Performance and Risk

	6m	1Y	3Y
Perf (%)	-	-	-
Perf (abs.)	-	-	-
Beta	-0.01	-0.01	0.01
Volatility	2.98	2.53	-

5Y



Information about previous performance does not guarantee future performance.
Source: FactSet

Price data

Ø price 5 days Ø volume 5 days (pcs.)	- USD (3,623)
Ø price 30 days Ø volume 30 days (pcs.)	11.04 USD (4,803)
Ø price 100 days Ø volume 100 days (pcs.)	11.02 USD (6,605)
Ø price 250 days Ø volume 250 days (pcs.)	10.80 USD (20,617)
YTD High date	11.11 USD (2024/08/06)
YTD Low date	10.73 USD (2024/01/16)
52 Weeks High date	11.11 USD (2024/08/06)
52 Weeks Low date	10.54 USD (2023/08/28)

Arbitrage views

Exchange	Date	Time	Price	Trading volume (mio.)	Number of trades
Nasdaq	2024/08/12	22:30	11.06 USD	0.20	64

Company profile

Company Logo

Company Profile

Contact Details

EXCELFIN ACQUISITION CORP.

--

Telefon: -

Fax: -

E-mail: -