

HOEEGH AUTOLINERS ASA

ISIN: NO0011082075 WKN: -

Overview

2024/08/16 15:30:03

Price

12.05 USD

Difference  -0.58% (-0.07)

General attributes

ISIN NO0011082075

Symbol HAUTO

Exchange FINRA other OTC Issues

Currency USD

Sector Transport

Security type Stock

Market cap (m) 2,118 EUR

Benchmark NORWAY OSLO BORS ALL SHARE(TRG)

Market data

Bid (Bid size) -

Ask (Ask size) -

Open 12.05 USD

High 12.05 USD

Low 12.05 USD

Close (prev. day) 12.12 USD

VWAP 12.05 USD

Volume (pcs) 154

Trading volume 1,854.98

Number of trades 2

Last size 150

Futures and Options

Related Futures -

Related Options -

5Y













Information about previous performance does not guarantee future performance.

Source: FactSet

Recent research

on sector

Date	Headline	Download
2024/08/12	 Global Equity Ratings	
2024/07/24	 Global Equity Ratings	
2024/07/12	 Global Equity Ratings	
2024/06/21	 Global Equity Ratings	
2024/06/14	 Global Equity Ratings	

Details

2024/08/16 15:30:03

Price

12.05 USD

Difference 📉 -0.58% (-0.07)

General attributes

ISIN	NO0011082075
Symbol	HAUTO
Exchange	FINRA other OTC Issues
Currency	USD
Sector	Transport
Security type	Stock
Market cap (m)	2,118 EUR
Benchmark	NORWAY OSLO BORS ALL SHARE(TRG)

Market data

Bid (Bid size)	-
Ask (Ask size)	-
Open	12.05 USD
High	12.05 USD
Low	12.05 USD
Close (prev. day)	12.12 USD
VWAP	12.05 USD
Volume (pcs)	154
Trading volume	1,854.98
Number of trades	2
Last size	150

Performance and Risk

	6m	1Y	3Y
Perf (%)	-3.91%	+103.70%	-
Perf (abs.)	-0.49	+6.17	-
Beta	1.34	0.89	0.96
Volatility	59.37	58.00	-

5Y



Information about previous performance does not guarantee future performance.
Source: FactSet

Price data

Ø price 5 days Ø volume 5 days (pcs.)	11.48 USD (34,459)
Ø price 30 days Ø volume 30 days (pcs.)	10.93 USD (10,070)
Ø price 100 days Ø volume 100 days (pcs.)	10.49 USD (10,313)
Ø price 250 days Ø volume 250 days (pcs.)	9.84 USD (12,081)
YTD High date	13.24 USD (2024/02/14)
YTD Low date	8.32 USD (2024/04/01)
52 Weeks High date	13.24 USD (2024/02/14)
52 Weeks Low date	6.44 USD (2023/10/04)

Arbitrage views

Exchange 📍	Date	Time	Price	Trading volume (mio.)	Number of trades
Tradegate	2024/08/16	15:36	10.76 EUR	0.68	118
Stuttgart	2024/08/16	15:14	10.67 EUR	0.04	10
Munich	2024/08/16	14:37	10.81 EUR	0.03	3
Frankfurt	2024/08/16	12:57	10.80 EUR	0.13	16
First North	2024/08/16	15:35	127.40 NOK	2.27	133

Stockholm	16					
FINRA other OTC Issues	2024/08/16	15:30	12.05 USD	0.00		2
Duesseldorf	2024/08/16	09:49	11.05 EUR	0.00		2
Berlin	2024/08/16	09:18	11.16 EUR	0.00		2

Company profile

Company Logo



HOEEGH AUTOLINERS

Company Profile

-

Contact Details

HOEEGH AUTOLINERS

--

Telefon: -

Fax: -

E-mail: -