

## HOEEGH AUTOLINERS ASA

ISIN: NO0011082075 WKN: -

## Overview

2024/05/13 18:01:04

Price

11.25 USD

Difference  4.50% (0.48)

## General attributes

ISIN NO0011082075

Symbol HAUTO

Exchange FINRA other OTC Issues

Currency USD

Sector Transport

Security type Stock

Market cap (m) 1,914 EUR

Benchmark NORWAY OSLO BORS ALL SHARE(TRG)

## Market data

Bid (Bid size) -

Ask (Ask size) -

Open 10.84 USD

High 11.25 USD

Low 10.84 USD

Close (prev. day) 10.766 USD

VWAP 10.909182 USD

Volume (pcs) 35,990

Trading volume 394,134.21

Number of trades 9

Last size 500

## Futures and Options

Related Futures -

Related Options -

5Y













Information about previous performance does not guarantee future performance.

Source: FactSet

## Recent research

on sector

Date	Headline	Download
2024/04/26	 Global Equity Ratings	
2024/04/03	 Global Equity Ratings	
2024/03/13	 Global Equity Ratings	
2024/02/22	 Global Equity Ratings	
2024/02/14	 Global Equity Ratings	

## Details

2024/05/13 18:01:04

## Price

11.25 USD

Difference ▲ 4.50% (0.48)

## General attributes

ISIN	NO0011082075
Symbol	HAUTO
Exchange	FINRA other OTC Issues
Currency	USD
Sector	Transport
Security type	Stock
Market cap (m)	1,914 EUR
Benchmark	NORWAY OSLO BORS ALL SHARE(TRG)

## Market data

Bid (Bid size)	-
Ask (Ask size)	-
Open	10.84 USD
High	11.25 USD
Low	10.84 USD
Close (prev. day)	10.766 USD
VWAP	10.909182 USD
Volume (pcs)	35,990
Trading volume	394,134.21
Number of trades	9
Last size	500

## Performance and Risk

	6m	1Y	3Y
Perf (%)	+38.03%	+72.26%	-
Perf (abs.)	+2.97	+4.52	-
Beta	0.63	0.84	0.97
Volatility	62.88	59.49	-

5Y



Information about previous performance does not guarantee future performance.  
Source: FactSet

## Price data

Ø price 5 days   Ø volume 5 days (pcs.)	10.51 USD (14,177)
Ø price 30 days   Ø volume 30 days (pcs.)	9.56 USD (10,630)
Ø price 100 days   Ø volume 100 days (pcs.)	9.86 USD (17,491)
Ø price 250 days   Ø volume 250 days (pcs.)	9.11 USD (9,737)
YTD High   date	13.24 USD (2024/02/14)
YTD Low   date	8.32 USD (2024/04/01)
52 Weeks High   date	13.24 USD (2024/02/14)
52 Weeks Low   date	5.50 USD (2023/06/28)

## Arbitrage views

Exchange <span style="color: blue;">⊕</span>	Date	Time	Price	Trading volume (mio.)	Number of trades
Tradegate	2024/05/13	19:04	10.41 EUR	0.30	59
Stuttgart	2024/05/13	16:52	10.20 EUR	0.00	9
Munich	2024/05/13	09:57	10.09 EUR	0.00	2
Frankfurt	2024/05/13	16:57	10.35 EUR	0.01	13
First North	2024/05/13	16:18	119.00 NOK	3.49	65

Stockholm	13					
FINRA other OTC Issues	2024/05/13	18:01	11.25 USD	0.39		9
Duesseldorf	2024/05/13	08:11	9.955 EUR	0.00		1
Berlin	2024/05/13	08:13	9.985 EUR	0.00		1

## Company profile

### Company Logo



**HOEEGH AUTOLINERS**

### Company Profile

-

### Contact Details

HOEEGH AUTOLINERS

--

----

Telefon: -

Fax: -

E-mail: -