

HOEEGH AUTOLINERS ASA

ISIN: NO0011082075 WKN: -

Overview

2024/04/29 19:36:15

Price

9.425 USD

Difference  -2.33% (-0.23)

General attributes

ISIN NO0011082075

Symbol HAUTO

Exchange FINRA other OTC Issues

Currency USD

Sector Transport

Security type Stock

Market cap (m) 1,734 EUR

Benchmark NORWAY OSLO BORS ALL SHARE(TRG)

Market data

Bid (Bid size) -

Ask (Ask size) -

Open 9.27 USD

High 9.425 USD

Low 9.19 USD

Close (prev. day) 9.65 USD

VWAP 9.25297 USD

Volume (pcs) 7,757

Trading volume 71,779.79

Number of trades 11

Last size 500

Futures and Options

Related Futures -

Related Options -











5Y



Information about previous performance does not guarantee future performance.
Source: FactSet

Recent research

on sector

Date		Headline	Download
2024/04/26		Global Equity Ratings	
2024/04/03		Global Equity Ratings	
2024/03/13		Global Equity Ratings	
2024/02/22		Global Equity Ratings	
2024/02/14		Global Equity Ratings	

Details

2024/04/29 19:36:15

Price

9.425 USD

Difference ▼ -2.33% (-0.23)

General attributes

ISIN	NO0011082075
Symbol	HAUTO
Exchange	FINRA other OTC Issues
Currency	USD
Sector	Transport
Security type	Stock
Market cap (m)	1,734 EUR
Benchmark	NORWAY OSLO BORS ALL SHARE(TRG)

Market data

Bid (Bid size)	-
Ask (Ask size)	-
Open	9.27 USD
High	9.425 USD
Low	9.19 USD
Close (prev. day)	9.65 USD
VWAP	9.25297 USD
Volume (pcs)	7,757
Trading volume	71,779.79
Number of trades	11
Last size	500

Performance and Risk

	6m	1Y	3Y
Perf (%)	-	+50.80%	-
Perf (abs.)	-	+3.18	-
Beta	0.62	0.93	0.97
Volatility	60.73	58.48	-

5Y



Information about previous performance does not guarantee future performance.
Source: FactSet

Price data

Ø price 5 days Ø volume 5 days (pcs.)	9.459 USD (10,001)
Ø price 30 days Ø volume 30 days (pcs.)	9.059 USD (6,952)
Ø price 100 days Ø volume 100 days (pcs.)	9.724 USD (15,979)
Ø price 250 days Ø volume 250 days (pcs.)	8.975 USD (9,060)
YTD High date	13.240 USD (2024/02/14)
YTD Low date	8.320 USD (2024/04/01)
52 Weeks High date	13.240 USD (2024/02/14)
52 Weeks Low date	5.500 USD (2023/06/28)

All listings for HOEEGH AUTOLINERS ASA

Exchange	Date	Time	Price	Trading volume (mio.)	Number of trades
Tradegate	2024/04/30	10:12	9.88 EUR	0.16	20
Stuttgart	2024/04/30	10:31	9.815 EUR	0.00	5
Munich	2024/04/30	09:11	9.54 EUR	0.00	2
Frankfurt	2024/04/30	10:53	9.935 EUR	0.01	5
First North	2024/04/30	10:12	116.40 NOK	3.95	55

Stockholm	30					
FINRA other OTC Issues	2024/04/29	19:36	9.425 USD	0.07		11
Duesseldorf	2024/04/30	08:11	8.79 EUR	0.00		1
Berlin	2024/04/30	09:16	9.57 EUR	0.00		1

Company profile

Company Logo



HOEEGH AUTOLINERS

Company Profile

-

Contact Details

HOEEGH AUTOLINERS

--

Telefon: -

Fax: -

E-mail: -