

CHINA CONSTRUCTION BANK CORP HONG KONG

ISIN: CNE1000002H1 WKN: -

Overview

2024/07/26 17:32:05

Price
0.6355 EURDifference  0.55% (0.00)

General attributes

ISIN	CNE1000002H1
Symbol	939
Exchange	Vienna Stock Exchange
Currency	EUR
Sector	Financial
Security type	Stock
Market cap (m)	153,047 EUR
Benchmark	MSCI WORLD INDEX (STRD, UHD)

Market data

Bid (Bid size)	-
Ask (Ask size)	-
Open	0.6335 EUR
High	0.6355 EUR
Low	0.6335 EUR
Close (prev. day)	0.632 EUR
VWAP	0.00 EUR
Volume (pcs)	0
Trading volume	0.00
Number of trades	4
Last size	0

Futures and Options

Related Futures	-
Related Options	-

PDF Downloads

Company report: CHINA CONSTRUCTION BANK CORP HONG KONG 

5Y













Information about previous performance does not guarantee future performance.
Source: FactSet

Recent research

on instrument

on sector

Date		Headline	Download
2024/07/24		Global Equity Ratings	
2024/07/12		Global Equity Ratings	
2024/06/21		Global Equity Ratings	
2024/06/14		Global Equity Ratings	
2024/05/29		Global Equity Ratings	

Details

2024/07/26 17:32:05

Price
0.6355 EUR

Difference ▲ 0.55% (0.00)

General attributes

ISIN	CNE1000002H1
Symbol	939
Exchange	Vienna Stock Exchange
Currency	EUR
Sector	Financial
Security type	Stock
Market cap (m)	153,047 EUR
Benchmark	MSCI WORLD INDEX (STRD, UHD)

Market data

Bid (Bid size)	-
Ask (Ask size)	-
Open	0.6335 EUR
High	0.6355 EUR
Low	0.6335 EUR
Close (prev. day)	0.632 EUR
VWAP	0.00 EUR
Volume (pcs)	0
Trading volume	0.00
Number of trades	4
Last size	0

Performance and Risk

	6m	1Y	3Y
Perf (%)	+15.23%	+24.61%	-
Perf (abs.)	+0.08	+0.13	-
Beta	0.40	0.48	0.21
Volatility	24.48	22.20	-

5Y



Information about previous performance does not guarantee future performance.
Source: FactSet

Price data

Ø price 5 days Ø volume 5 days (pcs.)	0.6417 EUR (0)
Ø price 30 days Ø volume 30 days (pcs.)	0.6609 EUR (0)
Ø price 100 days Ø volume 100 days (pcs.)	0.6285 EUR (0)
Ø price 250 days Ø volume 250 days (pcs.)	0.5705 EUR (1)
YTD High date	0.7044 EUR (2024/07/02)
YTD Low date	0.5080 EUR (2024/01/22)
52 Weeks High date	0.7044 EUR (2024/07/02)
52 Weeks Low date	0.4710 EUR (2023/08/21)

All listings for CHINA CONSTRUCTION BANK CORP HONG KONG

Exchange	Date	Time	Price	Trading volume (mio.)	Number of trades
Vienna Stock Exchange	2024/07/26	17:32	0.6355 EUR	0.00	4
Tradegate	2024/07/26	22:26	0.6336 EUR	0.08	12
Stuttgart	2024/07/26	19:36	0.6346 EUR	0.00	5
Munich	2024/07/26	08:04	0.6434 EUR	0.00	2
Hong Kong Stock	2024/07/26	10:08	5.39 HKD	-	-

Exchange	26					
Hanover	2024/07/26	08:01	0.628	EUR	0.00	1
Hamburg	2024/07/26	08:01	0.6281	EUR	0.00	3
Frankfurt	2024/07/26	08:20	0.628	EUR	0.00	1
FINRA other OTC Issues	2024/07/26	18:55	0.6548	USD	0.00	2
Duesseldorf	2024/07/26	19:30	0.626	EUR	0.00	7
Berlin	2024/07/26	08:08	0.6288	EUR	0.00	3

Company profile

Company Logo



Contact Details

CHINA CONSTRUCTION BANK CORP.

--

No. 25 Financial Street, Xicheng District -
100033 Beijing

Telefon: +86-10-6621-5533

Fax: +86-10-6621-8888

E-mail: ir@ccb.com

PDF Downloads

Company report: CHINA
CONSTRUCTION BANK CORP HONG
KONG 

Company Profile

China Construction Bank Corp. engages in the provision of corporate and personal banking services. It operates through the following business segments: Corporate Banking, Personal Banking, Treasury Business, and Others. The Corporate Banking segment provides a range of financial products and services to corporations, government agencies, and financial institutions, which comprises of corporate loans, trade financing, deposit taking, and wealth management services, agency services, financial consulting, and advisory services, cash management services, remittance and settlement services, custody services, and guarantee services. The Personal Banking segment includes personal loans, deposit taking and wealth management services, card business, remittance services, and agency services to individual customers. The Treasury segment represents inter-bank money market transactions, repurchase and resale transactions, investments in debt securities, and trade of derivatives and foreign currency. The Others segment refers to equity investments and revenues, results, assets and liabilities of overseas branches and subsidiaries. The company was founded in October 1954 and is headquartered in Beijing, China.

Members of Management Board

Bing Wang Member of Executive Committee

Jianjiang Li Member of Executive Committee

Jinliang Zhang Member of Executive Committee

Liurong Sheng Member of Executive Committee

Min Li Member of Executive Committee

Panshi Jin Member of Executive Committee

Yun Li Member of Executive Committee

Zhihong Ji Member of Executive Committee

Board of directors

Jin Liang Zhang Chairman of Supervisory Board

Hong Lin Member of Supervisory Board

Kam Chung Leung Member of Supervisory Board

Sheng Lin Ben Member of Supervisory Board

Xi Jun Zhao Member of Supervisory Board

Yang Xia Member of Supervisory Board

Zhi Hong Ji Member of Supervisory Board

Zhi Jun Lin Member of Supervisory Board

James Sassoon Member of Supervisory Board

Bo Tian Member of Supervisory Board

Fang Liu Member of Supervisory Board

Graeme Wheeler Member of Supervisory Board

Huan Liu Member of Supervisory Board

Jun Liu Member of Supervisory Board

Lu Li Member of Supervisory Board

Michel Madelain Member of Supervisory Board

Min Shao Member of Supervisory Board

William Coen Member of Supervisory Board

	Board
Yi Zhang	Member of Supervisory Board