

SINOPHARM GROUP CORP LTD.

ISIN: CNE100000FN7 WKN: -

Overview

2024/07/26 19:30:56

Price

2.164 EUR

Difference  0.46% (0.01)

General attributes

ISIN CNE100000FN7

Symbol 1099

Exchange Duesseldorf

Currency EUR

Sector Chemical / Pharmaceutical / Health

Security type Stock

Market cap (m) 2,916 EUR

Benchmark MSCI WORLD INDEX (STRD, UHD)

Market data

Bid (Bid size) -

Ask (Ask size) -

Open 2.139 EUR

High 2.236 EUR

Low 2.134 EUR

Close (prev. day) 2.154 EUR

VWAP -

Volume (pcs) 50

Trading volume 111.80

Number of trades 6

Last size 0

Futures and Options

Related Futures -

Related Options -











5Y



Information about previous performance does not guarantee future performance.
Source: FactSet

Recent research

on sector

Date		Headline	Download
2024/07/24		Global Equity Ratings	
2024/07/12		Global Equity Ratings	
2024/06/21		Global Equity Ratings	
2024/06/14		Global Equity Ratings	
2024/05/29		Global Equity Ratings	

Details

2024/07/26 19:30:56

Price

2.164 EUR

Difference ▲ 0.46% (0.01)

General attributes

ISIN CNE100000FN7

Symbol 1099

Exchange Duesseldorf

Currency EUR

Sector Chemical / Pharmaceutical / Health

Security type Stock

Market cap (m) 2,916 EUR

Benchmark MSCI WORLD INDEX (STRD, UHD)

Market data

Bid (Bid size) -

Ask (Ask size) -

Open 2.139 EUR

High 2.236 EUR

Low 2.134 EUR

Close (prev. day) 2.154 EUR

VWAP -

Volume (pcs) 50

Trading volume 111.80

Number of trades 6

Last size 0

Performance and Risk

	6m	1Y	3Y
Perf (%)	-7.28%	-22.49%	-
Perf (abs.)	-0.17	-0.63	-
Beta	0.68	0.42	0.24
Volatility	35.26	38.63	-

5Y



Price data

Ø price 5 days Ø volume 5 days (pcs.)	2.175 EUR (10)
Ø price 30 days Ø volume 30 days (pcs.)	2.353 EUR (2)
Ø price 100 days Ø volume 100 days (pcs.)	2.412 EUR (3)
Ø price 250 days Ø volume 250 days (pcs.)	2.409 EUR (3)
YTD High date	2.681 EUR (2024/05/14)
YTD Low date	2.014 EUR (2024/01/22)
52 Weeks High date	2.872 EUR (2023/08/01)
52 Weeks Low date	2.014 EUR (2024/01/22)

All listings for SINOPHARM GROUP CORP LTD.

Exchange ⊕	Date	Time	Price	Trading volume (mio.)	Number of trades
Tradegate	2024/07/26	22:26	2.20 EUR	0.01	5
Stuttgart	2024/07/26	10:35	2.14 EUR	0.00	4
Munich	2024/07/26	08:04	2.203 EUR	0.00	2
Hong Kong Stock Exchange	2024/07/26	10:08	18.42 HKD	-	-
Frankfurt	2024/07/26	08:02	2.139 EUR	0.00	2

	26					
FINRA other OTC Issues	2024/05/30	21:44	2.70 USD	0.03		6
Duesseldorf	2024/07/26	19:30	2.164 EUR	0.00		6
Berlin	2024/07/26	08:08	2.148 EUR	0.00		3

Company profile

Company Logo



Company Profile

-

Contact Details

SINOPHARM MED.

--

Haidian District, Zhicun Road 20 100088
Beijing

Telefon: +86 10 6201 9988

Fax: +86 10 6203 3332

E-mail: -