

## KERING SA STOCK TRACKING FUTURE (1PPX) - EUX/202412

2024/05/02 18:38:06

Price  
**330.6847** EURDifference  -2.48% (-8.42)

## General attributes

Symbol	1PPXZ24
Exchange	Eurex
Currency	EUR
Security type	Future
Underlying	KERING S.A.
Maturity	12-2024
Contract size	100

## Market data

Bid (Bid size)	- EUR (-)
Ask (Ask size)	- EUR (-)
Open	330.6847 EUR
High	330.6847 EUR
Low	330.6847 EUR
Close (prev. day)	339.1021 EUR
Underlying	KERING S.A.
Underlying price (date)	322.80 (24/05/02)
Settlement price (date)	330.68 (24/05/02)
Open Interest	0

## Performance and Risk

	6m	1Y	3Y
Perf (%)	-20.32%	-44.65%	-
Perf (abs.)	-84.34	-266.74	-
Beta	-	-	-
Volatility	33.32	29.45	-

## Futures and Options

Related Futures	-
Related Options	-












5Y

Information about previous performance does not guarantee future performance.  
Source: FactSet

## Price data

Ø price 5 days   Ø volume 5 days (pcs.)	339.7520 EUR (0)
Ø price 30 days   Ø volume 30 days (pcs.)	364.7991 EUR (0)
Ø price 100 days   Ø volume 100 days (pcs.)	399.7121 EUR (0)
Ø price 250 days   Ø volume 250 days (pcs.)	457.6961 EUR (0)
YTD High   date	449.2533 EUR (2024/02/22)
YTD Low   date	330.6847 EUR (2024/05/02)
52 Weeks High   date	601.5853 EUR (2023/05/03)
52 Weeks Low   date	330.6847 EUR (2024/05/02)

## Recent Research

on underlying	on sector	on market	
Date		Headline	Download
2024/02/14		Global Equity Ratings	
2024/01/23		Global Equity Ratings	
2023/12/21		Global Equity Ratings	
2023/12/07		Global Equity Ratings	
2023/11/24		Global Equity Ratings	