

KERING SA STOCK TRACKING FUTURE (1PPX) - EUX/202412

2024/04/25 18:47:37

Price
336.5647 EURDifference  0.34% (1.14)

General attributes

Symbol	1PPXZ24
Exchange	Eurex
Currency	EUR
Security type	Future
Underlying	KERING S.A.
Maturity	12-2024
Contract size	100

Market data

Bid (Bid size)	- EUR (-)
Ask (Ask size)	- EUR (-)
Open	336.5647 EUR
High	336.5647 EUR
Low	336.5647 EUR
Close (prev. day)	335.427 EUR
Underlying	KERING S.A.
Underlying price (date)	337.70 (24/04/26)
Settlement price (date)	336.56 (24/04/25)
Open Interest	0

Performance and Risk

	6m	1Y	3Y
Perf (%)	-18.56%	-46.02%	-
Perf (abs.)	-76.70	-286.98	-
Beta	-	-	-
Volatility	33.15	29.32	-

Futures and Options

Related Futures	-
Related Options	-

5Y











Information about previous performance does not guarantee future performance.
Source: FactSet

Price data

Ø price 5 days Ø volume 5 days (pcs.)	347.4531 EUR (0)
Ø price 30 days Ø volume 30 days (pcs.)	377.8389 EUR (0)
Ø price 100 days Ø volume 100 days (pcs.)	402.7236 EUR (0)
Ø price 250 days Ø volume 250 days (pcs.)	461.6497 EUR (0)
YTD High date	449.2533 EUR (2024/02/22)
YTD Low date	335.4270 EUR (2024/04/24)
52 Weeks High date	617.4472 EUR (2023/04/27)
52 Weeks Low date	335.4270 EUR (2024/04/24)

Recent Research

on underlying	on sector	on market	
Date		Headline	Download
2024/02/14		Global Equity Ratings	
2024/01/23		Global Equity Ratings	
2023/12/21		Global Equity Ratings	
2023/12/07		Global Equity Ratings	
2023/11/24		Global Equity Ratings	