

KERING SA STOCK TRACKING FUTURE (1PPX) - EUX/202412

2024/04/18 18:32:57

Price
350.3777 EURDifference  -0.15% (-0.54)

General attributes

Symbol	1PPXZ24
Exchange	Eurex
Currency	EUR
Security type	Future
Underlying	KERING S.A.
Maturity	12-2024
Contract size	100

Market data

Bid (Bid size)	- EUR (-)
Ask (Ask size)	- EUR (-)
Open	350.3777 EUR
High	350.3777 EUR
Low	350.3777 EUR
Close (prev. day)	350.9175 EUR
Underlying	KERING S.A.
Underlying price (date)	340.50 (24/04/18)
Settlement price (date)	350.38 (24/04/18)
Open Interest	0

Performance and Risk

	6m	1Y	3Y
Perf (%)	-18.68%	-42.53%	-
Perf (abs.)	-80.50	-259.25	-
Beta	-	-	-
Volatility	32.06	28.50	-

Futures and Options

Related Futures	-
Related Options	-












5Y

Price data

Ø price 5 days Ø volume 5 days (pcs.)	354.5685 EUR (0)
Ø price 30 days Ø volume 30 days (pcs.)	391.7088 EUR (0)
Ø price 100 days Ø volume 100 days (pcs.)	406.1323 EUR (0)
Ø price 250 days Ø volume 250 days (pcs.)	466.8013 EUR (0)
YTD High date	449.2533 EUR (2024/02/22)
YTD Low date	350.2421 EUR (2024/04/16)
52 Weeks High date	623.9510 EUR (2023/04/24)
52 Weeks Low date	350.2421 EUR (2024/04/16)

Recent Research

on underlying	on sector	on market	
Date		Headline	Download
2024/02/14		Global Equity Ratings	
2024/01/23		Global Equity Ratings	
2023/12/21		Global Equity Ratings	
2023/12/07		Global Equity Ratings	
2023/11/24		Global Equity Ratings	