

KERING (1PPX) - EUX/20241220

2022/12/09 19:02:05

Price
553.454 EURDifference  0.28% (1.53)

General attributes

Symbol	1PPXZ24
Exchange	Eurex
Currency	EUR
Security type	Future
Underlying	KERING S.A.
Maturity	12-2024
Contract size	100

Market data

Bid (Bid size)	- EUR (-)
Ask (Ask size)	- EUR (-)
Open	553.454 EUR
High	553.454 EUR
Low	553.454 EUR
Close (prev. day)	551.92 EUR
Underlying	KERING S.A.
Underlying price (date)	523.50 (22/12/09)
Settlement price (date)	553.45 (22/12/09)
Open Interest	0

Performance and Risk

	6m	1Y	3Y
Perf (%)	+3.66%	-21.27%	-
Perf (abs.)	+19.52	-149.56	-
Beta	-	-	-
Volatility	29.91	33.98	34.89

Futures and Options

Related Futures	-
Related Options	-











Information about previous performance does not guarantee future performance.
Source: FactSet

Price data

Ø price 5 days Ø volume 5 days (pcs.)	562.290 EUR (0)
Ø price 30 days Ø volume 30 days (pcs.)	561.233 EUR (0)
Ø price 100 days Ø volume 100 days (pcs.)	538.681 EUR (0)
Ø price 250 days Ø volume 250 days (pcs.)	562.684 EUR (0)
YTD High date	736.798 EUR (2022/01/05)
YTD Low date	454.233 EUR (2022/05/10)
52 Weeks High date	736.798 EUR (2022/01/05)
52 Weeks Low date	454.233 EUR (2022/05/10)

Recent Research

on underlying	on sector	on market		
Date			Headline	Download
2022/11/28			Global Equity Ratings	
2022/11/18			Global Equity Ratings	
2022/10/31			Global Equity Ratings	
2022/10/05			Global Equity Ratings	
2022/09/26			Global Equity Ratings	