

ORÉAL S.A., L' STOCK TRACKING FUTURE (1LOR) - EUX/202412

2024/04/22 18:49:59

Price
453.0335 EUR

Difference  -0.92% (-4.21)

General attributes

| | |
|---------------|--------------|
| Symbol | 1LORZ24 |
| Exchange | Eurex |
| Currency | EUR |
| Security type | Future |
| Underlying | L'OREAL S.A. |
| Maturity | 12-2024 |
| Contract size | 100 |

Market data

| | |
|-------------------------|-------------------|
| Bid (Bid size) | - EUR (-) |
| Ask (Ask size) | - EUR (-) |
| Open | 453.0335 EUR |
| High | 453.0335 EUR |
| Low | 453.0335 EUR |
| Close (prev. day) | 457.2458 EUR |
| Underlying | L'OREAL S.A. |
| Underlying price (date) | 442.00 (24/04/23) |
| Settlement price (date) | 453.03 (24/04/22) |
| Open Interest | 0 |

Performance and Risk

| | 6m | 1Y | 3Y |
|-------------|---------|--------|----|
| Perf (%) | +13.48% | -3.91% | - |
| Perf (abs.) | +53.83 | -18.43 | - |
| Beta | - | - | - |
| Volatility | 20.78 | 19.76 | - |

Futures and Options

| | |
|-----------------|---|
| Related Futures | - |
| Related Options | - |













Information about previous performance does not guarantee future performance.
Source: FactSet

Price data

| | |
|---|---------------------------|
| Ø price 5 days Ø volume 5 days (pcs.) | 440.4554 EUR (0) |
| Ø price 30 days Ø volume 30 days (pcs.) | 444.5729 EUR (0) |
| Ø price 100 days Ø volume 100 days (pcs.) | 453.0105 EUR (0) |
| Ø price 250 days Ø volume 250 days (pcs.) | 439.2162 EUR (0) |
| YTD High date | 471.4630 EUR (2024/02/05) |
| YTD Low date | 423.1175 EUR (2024/04/08) |
| 52 Weeks High date | 471.4630 EUR (2024/02/05) |
| 52 Weeks Low date | 399.2044 EUR (2023/10/20) |

Recent Research

| on underlying | on sector | on market | |
|---------------|---|-----------------------|---|
| Date | | Headline | Download |
| 2024/04/03 |  | Global Equity Ratings |  |
| 2024/03/13 |  | Global Equity Ratings |  |
| 2024/02/22 |  | Global Equity Ratings |  |
| 2024/02/14 |  | Global Equity Ratings |  |
| 2024/01/23 |  | Global Equity Ratings |  |