

ESSILORLUX. SA STOCK TRACKING FUTURE (1EFX) - EUX/202412

2024/06/03 18:43:21

Price
209.4808 EUR

Difference  -0.08% (-0.17)

General attributes

Symbol	1EFXZ24
Exchange	Eurex
Currency	EUR
Security type	Future
Underlying	ESSILORLUXOTTICA
Maturity	12-2024
Contract size	100

Market data

Bid (Bid size)	- EUR (-)
Ask (Ask size)	- EUR (-)
Open	209.4808 EUR
High	209.4808 EUR
Low	209.4808 EUR
Close (prev. day)	209.6491 EUR
Underlying	ESSILORLUXOTTICA
Underlying price (date)	205.20 (24/06/03)
Settlement price (date)	209.48 (24/06/03)
Open Interest	0

Performance and Risk

	6m	1Y	3Y
Perf (%)	+14.80%	+17.46%	-
Perf (abs.)	+27.03	+31.16	-
Beta	-	-	-
Volatility	15.47	17.47	-

Futures and Options

Related Futures	-
Related Options	-

5Y












Information about previous performance does not guarantee future performance.
Source: FactSet

Price data

Ø price 5 days Ø volume 5 days (pcs.)	210.3280 EUR (0)
Ø price 30 days Ø volume 30 days (pcs.)	210.0862 EUR (0)
Ø price 100 days Ø volume 100 days (pcs.)	203.8621 EUR (0)
Ø price 250 days Ø volume 250 days (pcs.)	191.1375 EUR (0)
YTD High date	217.3934 EUR (2024/03/21)
YTD Low date	181.8256 EUR (2024/01/17)
52 Weeks High date	217.3934 EUR (2024/03/21)
52 Weeks Low date	170.3715 EUR (2023/10/19)

Recent Research

on sector		on market	
Date		Headline	Download
2024/05/29		Global Equity Ratings	
2024/04/26		Global Equity Ratings	
2024/04/03		Global Equity Ratings	
2024/03/13		Global Equity Ratings	
2024/02/22		Global Equity Ratings	