

ASML HOLDING NV STOCK TRACKING FUTURE (1ASM) - EUX/202412

2024/05/02 18:38:05

Price
831.4116 EURDifference  -2.58% (-22.00)

General attributes

Symbol	1ASMZ24
Exchange	Eurex
Currency	EUR
Security type	Future
Underlying	ASML HOLDING N.V.
Maturity	12-2024
Contract size	100

Market data

Bid (Bid size)	- EUR (-)
Ask (Ask size)	- EUR (-)
Open	831.4116 EUR
High	831.4116 EUR
Low	831.4116 EUR
Close (prev. day)	853.4083 EUR
Underlying	ASML HOLDING N.V.
Underlying price (date)	820.90 (24/05/03)
Settlement price (date)	831.41 (24/05/02)
Open Interest	0

Performance and Risk

	6m	1Y	3Y
Perf (%)	+33.62%	+36.85%	-
Perf (abs.)	+209.19	+223.86	-
Beta	-	-	-
Volatility	31.10	30.20	-

Futures and Options

Related Futures	-
Related Options	-












Information about previous performance does not guarantee future performance.
Source: FactSet

Price data

Ø price 5 days Ø volume 5 days (pcs.)	858.5893 EUR (0)
Ø price 30 days Ø volume 30 days (pcs.)	901.7864 EUR (0)
Ø price 100 days Ø volume 100 days (pcs.)	832.3051 EUR (0)
Ø price 250 days Ø volume 250 days (pcs.)	721.9041 EUR (0)
YTD High date	977.8945 EUR (2024/03/07)
YTD Low date	667.8988 EUR (2024/01/05)
52 Weeks High date	977.8945 EUR (2024/03/07)
52 Weeks Low date	571.0626 EUR (2023/09/26)

Recent Research

on underlying	on sector	on market	
Date		Headline	Download
2024/04/26		Global Equity Ratings	
2024/04/03		Global Equity Ratings	
2024/03/13		Global Equity Ratings	
2024/02/22		Global Equity Ratings	
2024/02/14		Global Equity Ratings	