

## ASML HOLDING NV STOCK TRACKING FUTURE (1ASM) - EUX/202412

2024/04/22 18:49:57

Price  
**834.4282** EUR

Difference  -0.98% (-8.30)

## General attributes

Symbol	1ASMZ24
Exchange	Eurex
Currency	EUR
Security type	Future
Underlying	ASML HOLDING N.V.
Maturity	12-2024
Contract size	100

## Market data

Bid (Bid size)	- EUR (-)
Ask (Ask size)	- EUR (-)
Open	834.4282 EUR
High	834.4282 EUR
Low	834.4282 EUR
Close (prev. day)	842.7256 EUR
Underlying	ASML HOLDING N.V.
Underlying price (date)	834.30 (24/04/23)
Settlement price (date)	834.43 (24/04/22)
Open Interest	0

## Performance and Risk

	6m	1Y	3Y
Perf (%)	+45.32%	+35.15%	-
Perf (abs.)	+260.23	+217.01	-
Beta	-	-	-
Volatility	30.76	29.95	-

## Futures and Options

Related Futures	-
Related Options	-











Information about previous performance does not guarantee future performance.  
 Source: FactSet

## Price data

Ø price 5 days   Ø volume 5 days (pcs.)	870.5170 EUR (0)
Ø price 30 days   Ø volume 30 days (pcs.)	913.9216 EUR (0)
Ø price 100 days   Ø volume 100 days (pcs.)	816.8050 EUR (0)
Ø price 250 days   Ø volume 250 days (pcs.)	714.8418 EUR (0)
YTD High   date	977.8945 EUR (2024/03/07)
YTD Low   date	667.8988 EUR (2024/01/05)
52 Weeks High   date	977.8945 EUR (2024/03/07)
52 Weeks Low   date	571.0626 EUR (2023/09/26)

## Recent Research

on underlying	on sector	on market	
Date		Headline	Download
2024/04/03		Global Equity Ratings	
2024/03/13		Global Equity Ratings	
2024/02/22		Global Equity Ratings	
2024/02/14		Global Equity Ratings	
2024/01/23		Global Equity Ratings	