

ASML HOLDING NV STOCK TRACKING FUTURE (1ASM) - EUX/202412

2024/04/19 18:54:10

Price
842.7256 EURDifference  -2.30% (-19.86)

General attributes

Symbol	1ASMZ24
Exchange	Eurex
Currency	EUR
Security type	Future
Underlying	ASML HOLDING N.V.
Maturity	12-2024
Contract size	100

Market data

Bid (Bid size)	- EUR (-)
Ask (Ask size)	- EUR (-)
Open	842.7256 EUR
High	842.7256 EUR
Low	842.7256 EUR
Close (prev. day)	862.5822 EUR
Underlying	ASML HOLDING N.V.
Underlying price (date)	821.00 (24/04/19)
Settlement price (date)	842.73 (24/04/19)
Open Interest	0

Performance and Risk

	6m	1Y	3Y
Perf (%)	+42.66%	+39.60%	-
Perf (abs.)	+252.00	+239.07	-
Beta	-	-	-
Volatility	30.71	29.92	-

Futures and Options

Related Futures	-
Related Options	-












Information about previous performance does not guarantee future performance.
Source: FactSet

Price data

Ø price 5 days Ø volume 5 days (pcs.)	890.6645 EUR (0)
Ø price 30 days Ø volume 30 days (pcs.)	918.7038 EUR (0)
Ø price 100 days Ø volume 100 days (pcs.)	815.0181 EUR (0)
Ø price 250 days Ø volume 250 days (pcs.)	713.9393 EUR (0)
YTD High date	977.8945 EUR (2024/03/07)
YTD Low date	667.8988 EUR (2024/01/05)
52 Weeks High date	977.8945 EUR (2024/03/07)
52 Weeks Low date	571.0626 EUR (2023/09/26)

Recent Research

on underlying	on sector	on market	
Date		Headline	Download
2024/04/03		Global Equity Ratings	
2024/03/13		Global Equity Ratings	
2024/02/22		Global Equity Ratings	
2024/02/14		Global Equity Ratings	
2024/01/23		Global Equity Ratings	