

AMERICAN AIRLINES GROUP INC. FUTURE (ALFF) - EUX/202412

2024/04/26 18:30:48

Price
14.0171 USD

Difference  -0.69% (-0.10)

General attributes

Symbol	ALFFZ24
Exchange	Eurex
Currency	USD
Security type	Future
Underlying	AMERICAN AIRLINES GROUP INC.
Maturity	12-2024
Contract size	100

Market data

Bid (Bid size)	- USD (-)
Ask (Ask size)	- USD (-)
Open	14.0171 USD
High	14.0171 USD
Low	14.0171 USD
Close (prev. day)	14.1144 USD
Underlying	AMERICAN AIRLINES GROUP INC.
Underlying price (date)	13.88 (24/04/26)
Settlement price (date)	14.02 (24/04/26)
Open Interest	0

Performance and Risk

	6m	1Y	3Y
Perf (%)	+22.91%	+5.27%	-
Perf (abs.)	+2.61	+0.70	-
Beta	-	-	-
Volatility	40.37	37.19	-

Futures and Options

Related Futures	-
Related Options	-













Information about previous performance does not guarantee future performance.
Source: FactSet

Price data

Ø price 5 days Ø volume 5 days (pcs.)	14.3503 USD (0)
Ø price 30 days Ø volume 30 days (pcs.)	14.4624 USD (0)
Ø price 100 days Ø volume 100 days (pcs.)	14.6638 USD (0)
Ø price 250 days Ø volume 250 days (pcs.)	14.9201 USD (0)
YTD High date	16.0940 USD (2024/02/27)
YTD Low date	13.2221 USD (2024/01/16)
52 Weeks High date	19.7602 USD (2023/07/11)
52 Weeks Low date	11.3872 USD (2023/11/01)

Recent Research

on sector		on market	
Date		Headline	Download
2024/04/26		Global Equity Ratings	
2024/04/03		Global Equity Ratings	
2024/03/13		Global Equity Ratings	
2024/02/22		Global Equity Ratings	
2024/02/14		Global Equity Ratings	

5Y