

SIEMENS AG FUTURE (SIEH) - EUX/202412

2024/04/26 18:32:01

Price
182.109 EURDifference  2.25% (4.01)

General attributes

Symbol	SIEHZ24
Exchange	Eurex
Currency	EUR
Security type	Future
Underlying	SIEMENS AG
Maturity	12-2024
Contract size	100

Market data

Bid (Bid size)	- EUR (-)
Ask (Ask size)	- EUR (-)
Open	182.109 EUR
High	182.109 EUR
Low	182.109 EUR
Close (prev. day)	178.102 EUR
Underlying	SIEMENS AG
Underlying price (date)	177.62 (24/04/26)
Settlement price (date)	182.11 (24/04/26)
Open Interest	0

Performance and Risk

	6m	1Y	3Y
Perf (%)	+48.08%	+20.61%	-
Perf (abs.)	+59.13	+31.11	-
Beta	-	-	-
Volatility	21.24	22.97	-

Futures and Options

Related Futures	-
Related Options	-

5Y







Information about previous performance does not guarantee future performance.
Source: FactSet

Price data

Ø price 5 days Ø volume 5 days (pcs.)	179.528 EUR (0)
Ø price 30 days Ø volume 30 days (pcs.)	180.479 EUR (0)
Ø price 100 days Ø volume 100 days (pcs.)	173.875 EUR (0)
Ø price 250 days Ø volume 250 days (pcs.)	158.228 EUR (0)
YTD High date	190.410 EUR (2024/03/15)
YTD Low date	160.416 EUR (2024/01/17)
52 Weeks High date	190.410 EUR (2024/03/15)
52 Weeks Low date	122.976 EUR (2023/10/26)

Recent Research

on underlying	on sector	on market	
Date		Headline	Download
2024/04/26		Global Equity Ratings	
2024/04/03		Global Equity Ratings	
2024/03/13		Global Equity Ratings	
2024/02/22		Global Equity Ratings	
2024/02/14		Global Equity Ratings	