

## SIEMENS ENERGY AG FUTURE (ENRF) - EUX/202412

2024/05/02 18:23:28

Price  
**19.7253** EURDifference  -0.25% (-0.05)

## General attributes

Symbol	ENRFZ24
Exchange	Eurex
Currency	EUR
Security type	Future
Underlying	SIEMENS ENERGY AG
Maturity	12-2024
Contract size	100

## Market data

Bid (Bid size)	- EUR (-)
Ask (Ask size)	- EUR (-)
Open	19.7253 EUR
High	19.7253 EUR
Low	19.7253 EUR
Close (prev. day)	19.7755 EUR
Underlying	SIEMENS ENERGY AG
Underlying price (date)	19.42 (24/05/03)
Settlement price (date)	19.73 (24/05/02)
Open Interest	0

## Performance and Risk

	6m	1Y	3Y
Perf (%)	+117.66%	-15.90%	-
Perf (abs.)	+10.66	-3.73	-
Beta	-	-	-
Volatility	46.38	77.80	-

## Futures and Options

Related Futures	-
Related Options	-










Information about previous performance does not guarantee future performance.  
Source: FactSet

## Price data

Ø price 5 days   Ø volume 5 days (pcs.)	19.3356 EUR (0)
Ø price 30 days   Ø volume 30 days (pcs.)	17.9499 EUR (0)
Ø price 100 days   Ø volume 100 days (pcs.)	14.7301 EUR (0)
Ø price 250 days   Ø volume 250 days (pcs.)	15.1980 EUR (0)
YTD High   date	19.7755 EUR (2024/04/30)
YTD Low   date	11.5122 EUR (2024/01/03)
52 Weeks High   date	25.4671 EUR (2023/05/30)
52 Weeks Low   date	7.0966 EUR (2023/10/26)

## Recent Research

on sector		on market	
Date		Headline	Download
2024/04/26		Global Equity Ratings	
2024/04/03		Global Equity Ratings	
2024/03/13		Global Equity Ratings	
2024/02/22		Global Equity Ratings	
2024/02/14		Global Equity Ratings	