

APPLE INC. FUTURE (AAPH) - EUX/202412

2024/04/19 18:41:18

Price
170.4531 USD

Difference  **-1.72% (-2.99)**

General attributes

Symbol	AAPHZ24
Exchange	Eurex
Currency	USD
Security type	Future
Underlying	APPLE INC
Maturity	12-2024
Contract size	100

Market data

Bid (Bid size)	- USD (-)
Ask (Ask size)	- USD (-)
Open	170.4531 USD
High	170.4531 USD
Low	170.4531 USD
Close (prev. day)	173.4435 USD
Underlying	APPLE INC
Underlying price (date)	165.00 (24/04/19)
Settlement price (date)	170.45 (24/04/19)
Open Interest	0

Performance and Risk

	6m	1Y	3Y
Perf (%)	-7.75%	-2.47%	-
Perf (abs.)	-14.58	-4.39	-
Beta	-	-	-
Volatility	20.02	19.93	-

Futures and Options

Related Futures	-
Related Options	-






Information about previous performance does not guarantee future performance.
 Source: FactSet

Price data

Ø price 5 days Ø volume 5 days (pcs.)	177.4405 USD (0)
Ø price 30 days Ø volume 30 days (pcs.)	177.5366 USD (0)
Ø price 100 days Ø volume 100 days (pcs.)	190.7955 USD (0)
Ø price 250 days Ø volume 250 days (pcs.)	192.0867 USD (0)
YTD High date	204.3467 USD (2024/01/25)
YTD Low date	173.4211 USD (2024/04/10)
52 Weeks High date	210.6012 USD (2023/07/28)
52 Weeks Low date	56.8086 USD (2023/12/14)

Recent Research

on underlying	on sector	on market	
Date		Headline	Download
2024/04/03		Global Equity Ratings	
2024/03/13		Global Equity Ratings	
2024/02/22		Global Equity Ratings	
2024/02/14		Global Equity Ratings	
2024/01/23		Global Equity Ratings	