

APPLE FUTURES (AAPH) - EUX/20241220

2022/08/11 18:35:54

Price
180.857 USD

Difference  0.94% (1.69)

General attributes

Symbol	AAPHZ24
Exchange	Eurex
Currency	USD
Security type	Future
Underlying	APPLE INC
Maturity	12-2024
Contract size	100

Market data

Bid (Bid size)	- USD (-)
Ask (Ask size)	- USD (-)
Open	180.857 USD
High	180.857 USD
Low	180.857 USD
Close (prev. day)	179.166 USD
Underlying	APPLE INC
Underlying price (date)	168.64 (22/08/11)
Settlement price (date)	180.86 (22/08/11)
Open Interest	0

Performance and Risk

	6m	1Y	3Y
Perf (%)	-0.74%	-	-
Perf (abs.)	-1.34	-	-
Beta	-	-	-
Volatility	33.68	32.97	32.97

Futures and Options

Related Futures	-
Related Options	-












Information about previous performance does not guarantee future performance.
Source: FactSet

Price data

Ø price 5 days Ø volume 5 days (pcs.)	176.570 USD (0)
Ø price 30 days Ø volume 30 days (pcs.)	162.134 USD (0)
Ø price 100 days Ø volume 100 days (pcs.)	163.067 USD (0)
Ø price 250 days Ø volume 250 days (pcs.)	- USD (0)
YTD High date	187.950 USD (2022/04/04)
YTD Low date	140.310 USD (2022/06/16)
52 Weeks High date	187.950 USD (2022/04/04)
52 Weeks Low date	140.310 USD (2022/06/16)

Recent Research

on underlying	on sector	on market	
Date		Headline	Download
2022/08/08		Global Equity Ratings	
2022/07/25		Global Equity Ratings	
2022/07/19		Global Equity Ratings	
2022/06/29		Global Equity Ratings	
2022/05/25		Global Equity Ratings	