

# COSMO PHARMACEUTICALS N.V. FUTURE (CPHF) - EUX/202412

2024/07/17 18:45:28

Price  
**70.2416** CHF

Difference  -1.97% (-1.41)

### General attributes

Symbol	CPHFZ24
Exchange	Eurex
Currency	CHF
Security type	Future
Underlying	COSMO PHARMACEUTICALS NV
Maturity	12-2024
Contract size	100

### Market data

Bid (Bid size)	- CHF (-)
Ask (Ask size)	- CHF (-)
Open	70.2416 CHF
High	70.2416 CHF
Low	70.2416 CHF
Close (prev. day)	71.6535 CHF
Underlying	COSMO PHARMACEUTICALS NV
Underlying price (date)	69.90 (24/07/17)
Settlement price (date)	70.24 (24/07/17)
Open Interest	0

### Performance and Risk

	6m	1Y	3Y
Perf (%)	+16.59%	+55.97%	-
Perf (abs.)	+10.00	+25.21	-
Beta	-	-	-
Volatility	24.69	30.46	-

### Futures and Options

Related Futures	-
Related Options	-










Information about previous performance does not guarantee future performance.  
Source: FactSet

### Price data

Ø price 5 days   Ø volume 5 days (pcs.)	71.1368 CHF (0)
Ø price 30 days   Ø volume 30 days (pcs.)	70.6216 CHF (0)
Ø price 100 days   Ø volume 100 days (pcs.)	69.5358 CHF (0)
Ø price 250 days   Ø volume 250 days (pcs.)	56.0394 CHF (0)
YTD High   date	74.1464 CHF (2024/04/24)
YTD Low   date	50.7509 CHF (2024/01/02)
52 Weeks High   date	74.1464 CHF (2024/04/24)
52 Weeks Low   date	33.6088 CHF (2023/10/27)

### Recent Research

on sector		on market	
Date		Headline	Download
2024/07/12		Global Equity Ratings	
2024/06/21		Global Equity Ratings	
2024/06/14		Global Equity Ratings	
2024/05/29		Global Equity Ratings	
2024/04/26		Global Equity Ratings	