

# TELUS CORP. FUTURE (TUFF) - EUX/202412

2024/07/26 18:36:01

**Price**  
**16.1821** USD

**Difference**  **-0.25% (-0.04)**

### General attributes

Symbol	TUFFZ24
Exchange	Eurex
Currency	USD
Security type	Future
Underlying	TELUS CORP
Maturity	12-2024
Contract size	100

### Market data

Bid (Bid size)	- USD (-)
Ask (Ask size)	- USD (-)
Open	16.1821 USD
High	16.1821 USD
Low	16.1821 USD
Close (prev. day)	16.223 USD
Underlying	TELUS CORP
Underlying price (date)	21.95 (24/07/26)
Settlement price (date)	16.18 (24/07/26)
Open Interest	0

### Performance and Risk

	6m	1Y	3Y
Perf (%)	-11.95%	-12.87%	-
Perf (abs.)	-2.20	-2.39	-
Beta	-	-	-
Volatility	19.57	20.90	-

### Futures and Options

Related Futures	-
Related Options	-

5Y











Information about previous performance does not guarantee future performance.  
Source: FactSet

### Price data

Ø price 5 days   Ø volume 5 days (pcs.)	16.1938 USD (0)
Ø price 30 days   Ø volume 30 days (pcs.)	15.9053 USD (0)
Ø price 100 days   Ø volume 100 days (pcs.)	16.3941 USD (0)
Ø price 250 days   Ø volume 250 days (pcs.)	17.1268 USD (0)
YTD High   date	18.6297 USD (2024/01/24)
YTD Low   date	15.0868 USD (2024/07/02)
52 Weeks High   date	19.1579 USD (2023/12/06)
52 Weeks Low   date	15.0868 USD (2024/07/02)

### Recent Research

on sector			
Date		Headline	Download
2024/07/24		Global Equity Ratings	
2024/07/12		Global Equity Ratings	
2024/06/21		Global Equity Ratings	
2024/06/14		Global Equity Ratings	
2024/05/29		Global Equity Ratings	