

K+S AKTIENGESELLSCHAFT FUTURE (SDXP) - EUX/202412

2024/10/18 19:07:31

Price
11.0667 EURDifference  3.08% (0.33)

General attributes

Symbol	SDXPZ24
Exchange	Eurex
Currency	EUR
Security type	Future
Underlying	K+S AG
Maturity	12-2024
Contract size	100

Market data

Bid (Bid size)	- EUR (-)
Ask (Ask size)	- EUR (-)
Open	11.0667 EUR
High	11.0667 EUR
Low	11.0667 EUR
Close (prev. day)	10.7361 EUR
Underlying	K+S AG
Underlying price (date)	11.00 (24/10/18)
Settlement price (date)	11.07 (24/10/18)
Open Interest	0

Performance and Risk

	6m	1Y	3Y
Perf (%)	-18.62%	-35.45%	-
Perf (abs.)	-2.53	-6.08	-
Beta	-	-	-
Volatility	24.71	27.30	-

Futures and Options

Related Futures	-
Related Options	-













Information about previous performance does not guarantee future performance.
Source: FactSet

Price data

Ø price 5 days Ø volume 5 days (pcs.)	10.7683 EUR (0)
Ø price 30 days Ø volume 30 days (pcs.)	11.0212 EUR (0)
Ø price 100 days Ø volume 100 days (pcs.)	11.7103 EUR (0)
Ø price 250 days Ø volume 250 days (pcs.)	12.9319 EUR (0)
YTD High date	14.7348 EUR (2024/04/04)
YTD Low date	10.1661 EUR (2024/09/10)
52 Weeks High date	16.9361 EUR (2023/10/19)
52 Weeks Low date	10.1661 EUR (2024/09/10)

Recent Research

on sector		on market	
Date		Headline	Download
2024/09/27		Global Equity Ratings	
2024/09/11		Global Equity Ratings	
2024/09/05		Global Equity Ratings	
2024/08/12		Global Equity Ratings	
2024/07/24		Global Equity Ratings	

5Y