

K+S AKTIENGESELLSCHAFT FUTURE (SDXP) - EUX/202412

2024/07/26 18:35:50

Price
11.9565 EUR

Difference  -0.60% (-0.07)

General attributes

Symbol	SDXPZ24
Exchange	Eurex
Currency	EUR
Security type	Future
Underlying	K+S AG
Maturity	12-2024
Contract size	100

Market data

Bid (Bid size)	- EUR (-)
Ask (Ask size)	- EUR (-)
Open	11.9565 EUR
High	11.9565 EUR
Low	11.9565 EUR
Close (prev. day)	12.029 EUR
Underlying	K+S AG
Underlying price (date)	11.765 (24/07/26)
Settlement price (date)	11.96 (24/07/26)
Open Interest	0

Performance and Risk

	6m	1Y	3Y
Perf (%)	-10.16%	-34.58%	-
Perf (abs.)	-1.35	-6.32	-
Beta	-	-	-
Volatility	24.49	25.86	-

Futures and Options

Related Futures	-
Related Options	-

5Y






Information about previous performance does not guarantee future performance.
Source: FactSet

Price data

Ø price 5 days Ø volume 5 days (pcs.)	11.9886 EUR (0)
Ø price 30 days Ø volume 30 days (pcs.)	12.3438 EUR (0)
Ø price 100 days Ø volume 100 days (pcs.)	13.2463 EUR (0)
Ø price 250 days Ø volume 250 days (pcs.)	14.4633 EUR (0)
YTD High date	14.7348 EUR (2024/04/04)
YTD Low date	11.7101 EUR (2024/07/16)
52 Weeks High date	18.5002 EUR (2023/08/07)
52 Weeks Low date	11.7101 EUR (2024/07/16)

Recent Research

on sector		on market	
Date		Headline	Download
2024/07/24		Global Equity Ratings	
2024/07/12		Global Equity Ratings	
2024/06/21		Global Equity Ratings	
2024/06/14		Global Equity Ratings	
2024/05/29		Global Equity Ratings	