

IMMOFINANZ AG FUTURE (IMOF) - EUX/202412

2024/07/16 18:50:35

Price
27.0624 EUR
Difference  **-0.39% (-0.10)**

General attributes

Symbol IMOFZ24
Exchange Eurex
Currency EUR
Security type Future
Underlying IMMOFINANZ AG
Maturity 12-2024
Contract size 100

Market data

Bid (Bid size) - EUR (-)
Ask (Ask size) - EUR (-)
Open 27.0624 EUR
High 27.0624 EUR
Low 27.0624 EUR
Close (prev. day) 27.167 EUR
Underlying IMMOFINANZ AG
Underlying price (date) 26.70 (24/07/17)
Settlement price (date) 27.06 (24/07/16)
Open Interest 0

Performance and Risk

	6m	1Y	3Y
Perf (%)	+24.30%	+43.86%	-
Perf (abs.)	+5.29	+8.25	-
Beta	-	-	-
Volatility	18.89	16.36	-

Futures and Options

Related Futures -
Related Options -

5Y







Information about previous performance does not guarantee future performance.
 Source: FactSet

Price data

Ø price 5 days Ø volume 5 days (pcs.)	27.1634 EUR (0)
Ø price 30 days Ø volume 30 days (pcs.)	25.4540 EUR (0)
Ø price 100 days Ø volume 100 days (pcs.)	24.0878 EUR (0)
Ø price 250 days Ø volume 250 days (pcs.)	21.6384 EUR (0)
YTD High date	27.5530 EUR (2024/07/05)
YTD Low date	21.3948 EUR (2024/02/28)
52 Weeks High date	27.5530 EUR (2024/07/05)
52 Weeks Low date	18.6231 EUR (2023/09/01)

Recent Research

on sector		on market	
Date		Headline	Download
2024/07/12		Global Equity Ratings	
2024/06/21		Global Equity Ratings	
2024/06/14		Global Equity Ratings	
2024/05/29		Global Equity Ratings	
2024/04/26		Global Equity Ratings	