

ABBOTT LABORATORIES FUTURE (ABTF) - EUX/202412

2024/07/26 18:34:47

Price
107.8274 USD

Difference  **-0.94% (-1.02)**

General attributes

Symbol	ABTFZ24
Exchange	Eurex
Currency	USD
Security type	Future
Underlying	ABBOTT LABS
Maturity	12-2024
Contract size	100

Market data

Bid (Bid size)	- USD (-)
Ask (Ask size)	- USD (-)
Open	107.8274 USD
High	107.8274 USD
Low	107.8274 USD
Close (prev. day)	108.8523 USD
Underlying	ABBOTT LABS
Underlying price (date)	105.24 (24/07/26)
Settlement price (date)	107.83 (24/07/26)
Open Interest	0

Performance and Risk

	6m	1Y	3Y
Perf (%)	-7.00%	-10.41%	-
Perf (abs.)	-8.12	-12.53	-
Beta	-	-	-
Volatility	18.18	18.79	-

Futures and Options

Related Futures	-
Related Options	-












5Y

Information about previous performance does not guarantee future performance.
Source: FactSet

Price data

Ø price 5 days Ø volume 5 days (pcs.)	107.0449 USD (0)
Ø price 30 days Ø volume 30 days (pcs.)	105.5122 USD (0)
Ø price 100 days Ø volume 100 days (pcs.)	109.3325 USD (0)
Ø price 250 days Ø volume 250 days (pcs.)	109.2968 USD (0)
YTD High date	124.8346 USD (2024/03/08)
YTD Low date	102.2336 USD (2024/07/09)
52 Weeks High date	124.8346 USD (2024/03/08)
52 Weeks Low date	42.5063 USD (2023/12/14)

Recent Research

on underlying	on sector	on market	
Date		Headline	Download
2024/07/24		Global Equity Ratings	
2024/07/12		Global Equity Ratings	
2024/06/21		Global Equity Ratings	
2024/06/14		Global Equity Ratings	
2024/05/29		Global Equity Ratings	