

ADECCO S.A. FUTURE (ADEF) - EUX/202412

2024/07/16 18:49:47

Price
30.1889 CHF

Difference  -0.40% (-0.12)

General attributes

Symbol	ADEFZ24
Exchange	Eurex
Currency	CHF
Security type	Future
Underlying	ADECCO GROUP AG
Maturity	12-2024
Contract size	100

Market data

Bid (Bid size)	- CHF (-)
Ask (Ask size)	- CHF (-)
Open	30.1889 CHF
High	30.1889 CHF
Low	30.1889 CHF
Close (prev. day)	30.3107 CHF
Underlying	ADECCO GROUP AG
Underlying price (date)	30.60 (24/07/17)
Settlement price (date)	30.19 (24/07/16)
Open Interest	0

Performance and Risk

	6m	1Y	3Y
Perf (%)	-18.81%	-5.84%	-
Perf (abs.)	-7.00	-1.87	-
Beta	-	-	-
Volatility	26.09	28.36	-

Futures and Options

Related Futures	-
Related Options	-












5Y

Information about previous performance does not guarantee future performance.
Source: FactSet

Price data

Ø price 5 days Ø volume 5 days (pcs.)	30.2100 CHF (0)
Ø price 30 days Ø volume 30 days (pcs.)	31.2966 CHF (0)
Ø price 100 days Ø volume 100 days (pcs.)	33.0040 CHF (0)
Ø price 250 days Ø volume 250 days (pcs.)	35.5468 CHF (0)
YTD High date	40.3497 CHF (2024/01/02)
YTD Low date	29.0547 CHF (2024/07/09)
52 Weeks High date	41.3384 CHF (2023/12/19)
52 Weeks Low date	29.0547 CHF (2024/07/09)

Recent Research

on sector	on market	Date	Headline	Download
		2024/07/12	 Global Equity Ratings	
		2024/06/21	 Global Equity Ratings	
		2024/06/14	 Global Equity Ratings	
		2024/05/29	 Global Equity Ratings	
		2024/04/26	 Global Equity Ratings	