

ADIDAS AG FUTURE (ADSG) - EUX/202412

2024/09/17 18:45:40

Price
223.275 EURDifference  0.81% (1.80)

General attributes

Symbol	ADSGZ24
Exchange	Eurex
Currency	EUR
Security type	Future
Underlying	ADIDAS AG
Maturity	12-2024
Contract size	100

Market data

Bid (Bid size)	- EUR (-)
Ask (Ask size)	- EUR (-)
Open	223.275 EUR
High	223.275 EUR
Low	223.275 EUR
Close (prev. day)	221.4795 EUR
Underlying	ADIDAS AG
Underlying price (date)	221.30 (24/09/18)
Settlement price (date)	223.28 (24/09/17)
Open Interest	500

Performance and Risk

	6m	1Y	3Y
Perf (%)	+6.03%	+22.44%	-
Perf (abs.)	+12.70	+40.92	-
Beta	-	-	-
Volatility	25.20	27.30	-

Futures and Options

Related Futures	-
Related Options	-












Information about previous performance does not guarantee future performance.
Source: FactSet

Price data

Ø price 5 days Ø volume 5 days (pcs.)	220.255 EUR (0)
Ø price 30 days Ø volume 30 days (pcs.)	222.106 EUR (17)
Ø price 100 days Ø volume 100 days (pcs.)	227.533 EUR (5)
Ø price 250 days Ø volume 250 days (pcs.)	205.507 EUR (2)
YTD High date	240.279 EUR (2024/07/30)
YTD Low date	169.922 EUR (2024/01/19)
52 Weeks High date	240.279 EUR (2024/07/30)
52 Weeks Low date	38.389 EUR (2023/12/14)

Recent Research

on underlying	on sector	on market	
Date		Headline	Download
2024/09/11		Global Equity Ratings	
2024/09/05		Global Equity Ratings	
2024/08/12		Global Equity Ratings	
2024/07/24		Global Equity Ratings	
2024/07/12		Global Equity Ratings	