

ADIDAS AG FUTURE (ADSG) - EUX/202412

2024/08/15 18:47:37

Price
221.2815 EURDifference  0.54% (1.19)

General attributes

Symbol	ADSGZ24
Exchange	Eurex
Currency	EUR
Security type	Future
Underlying	ADIDAS AG
Maturity	12-2024
Contract size	100

Market data

Bid (Bid size)	- EUR (-)
Ask (Ask size)	- EUR (-)
Open	221.2815 EUR
High	221.2815 EUR
Low	221.2815 EUR
Close (prev. day)	220.0875 EUR
Underlying	ADIDAS AG
Underlying price (date)	218.80 (24/08/16)
Settlement price (date)	221.28 (24/08/15)
Open Interest	0

Performance and Risk

	6m	1Y	3Y
Perf (%)	+23.44%	+17.22%	-
Perf (abs.)	+42.02	+32.50	-
Beta	-	-	-
Volatility	25.59	27.37	-

Futures and Options

Related Futures	-
Related Options	-












Information about previous performance does not guarantee future performance.
Source: FactSet

Price data

Ø price 5 days Ø volume 5 days (pcs.)	218.0707 EUR (0)
Ø price 30 days Ø volume 30 days (pcs.)	227.7491 EUR (0)
Ø price 100 days Ø volume 100 days (pcs.)	226.1188 EUR (0)
Ø price 250 days Ø volume 250 days (pcs.)	201.8337 EUR (0)
YTD High date	240.2790 EUR (2024/07/30)
YTD Low date	169.9220 EUR (2024/01/19)
52 Weeks High date	240.2790 EUR (2024/07/30)
52 Weeks Low date	38.3892 EUR (2023/12/14)

Recent Research

on underlying	on sector	on market	
Date		Headline	Download
2024/08/12		Global Equity Ratings	
2024/07/24		Global Equity Ratings	
2024/07/12		Global Equity Ratings	
2024/06/21		Global Equity Ratings	
2024/06/14		Global Equity Ratings	