

ADIDAS AG FUTURE (ADSG) - EUX/202412

2024/07/16 18:49:47

Price
232.6753 EURDifference  -1.18% (-2.77)

General attributes

Symbol	ADSGZ24
Exchange	Eurex
Currency	EUR
Security type	Future
Underlying	ADIDAS AG
Maturity	12-2024
Contract size	100

Market data

Bid (Bid size)	- EUR (-)
Ask (Ask size)	- EUR (-)
Open	232.6753 EUR
High	232.6753 EUR
Low	232.6753 EUR
Close (prev. day)	235.4477 EUR
Underlying	ADIDAS AG
Underlying price (date)	236.90 (24/07/17)
Settlement price (date)	232.68 (24/07/16)
Open Interest	0

Performance and Risk

	6m	1Y	3Y
Perf (%)	+31.14%	+27.39%	-
Perf (abs.)	+55.25	+50.03	-
Beta	-	-	-
Volatility	25.88	27.65	-

Futures and Options

Related Futures	-
Related Options	-










Information about previous performance does not guarantee future performance.
Source: FactSet

Price data

Ø price 5 days Ø volume 5 days (pcs.)	231.7172 EUR (0)
Ø price 30 days Ø volume 30 days (pcs.)	227.5122 EUR (0)
Ø price 100 days Ø volume 100 days (pcs.)	219.8302 EUR (0)
Ø price 250 days Ø volume 250 days (pcs.)	198.5378 EUR (0)
YTD High date	237.7587 EUR (2024/06/03)
YTD Low date	169.9220 EUR (2024/01/19)
52 Weeks High date	237.7587 EUR (2024/06/03)
52 Weeks Low date	38.3892 EUR (2023/12/14)

Recent Research

on underlying	on sector	on market	
Date		Headline	Download
2024/07/12		Global Equity Ratings	
2024/06/21		Global Equity Ratings	
2024/06/14		Global Equity Ratings	
2024/05/29		Global Equity Ratings	
2024/04/26		Global Equity Ratings	