

# AMADEUS IT GROUP S.A. FUTURE (AI3F) - EUX/202412

2024/05/21 18:43:10

Price  
**66.9057** EUR

Difference  -0.01% (-0.01)

### General attributes

Symbol	AI3FZ24
Exchange	Eurex
Currency	EUR
Security type	Future
Underlying	AMADEUS IT GROUP SA
Maturity	12-2024
Contract size	100

### Market data

Bid (Bid size)	- EUR (-)
Ask (Ask size)	- EUR (-)
Open	66.9057 EUR
High	66.9057 EUR
Low	66.9057 EUR
Close (prev. day)	66.9129 EUR
Underlying	AMADEUS IT GROUP SA
Underlying price (date)	66.04 (24/05/21)
Settlement price (date)	66.91 (24/05/21)
Open Interest	0

### Performance and Risk

	6m	1Y	3Y
Perf (%)	+3.02%	-4.97%	-
Perf (abs.)	+1.96	-3.50	-
Beta	-	-	-
Volatility	21.86	21.25	-

### Futures and Options

Related Futures	-
Related Options	-

5Y










Information about previous performance does not guarantee future performance.  
Source: FactSet

### Price data

Ø price 5 days   Ø volume 5 days (pcs.)	66.1339 EUR (0)
Ø price 30 days   Ø volume 30 days (pcs.)	60.8807 EUR (0)
Ø price 100 days   Ø volume 100 days (pcs.)	62.1636 EUR (0)
Ø price 250 days   Ø volume 250 days (pcs.)	64.0732 EUR (0)
YTD High   date	67.7039 EUR (2024/01/26)
YTD Low   date	55.4460 EUR (2024/02/29)
52 Weeks High   date	72.7038 EUR (2023/06/16)
52 Weeks Low   date	54.5789 EUR (2023/10/26)

### Recent Research

on underlying	on sector	on market		
Date			Headline	Download
2023/10/27			Global Equity Ratings	
2023/09/29			Global Equity Ratings	
2023/09/08			Global Equity Ratings	
2023/08/22			Global Equity Ratings	
2023/08/17			Global Equity Ratings	