

ANDRITZ AG FUTURE (ANDF) - EUX/202412

2024/07/12 18:57:47

Price
58.4739 EURDifference  2.12% (1.22)

General attributes

Symbol	ANDFZ24
Exchange	Eurex
Currency	EUR
Security type	Future
Underlying	ANDRITZ AG
Maturity	12-2024
Contract size	100

Market data

Bid (Bid size)	- EUR (-)
Ask (Ask size)	- EUR (-)
Open	58.4739 EUR
High	58.4739 EUR
Low	58.4739 EUR
Close (prev. day)	57.2587 EUR
Underlying	ANDRITZ AG
Underlying price (date)	57.45 (24/07/12)
Settlement price (date)	58.47 (24/07/12)
Open Interest	0

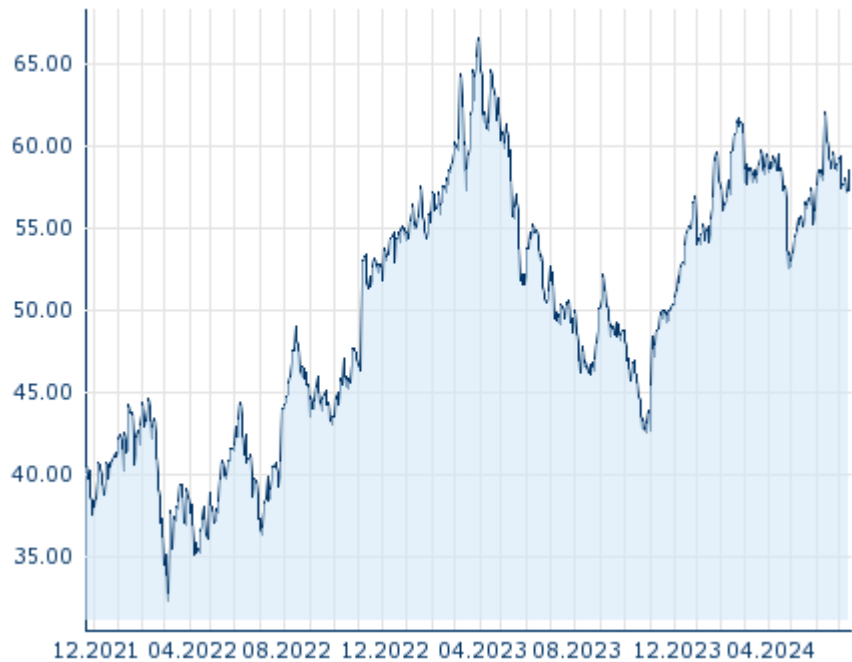
Performance and Risk

	6m	1Y	3Y
Perf (%)	+7.80%	+17.74%	-
Perf (abs.)	+4.23	+8.81	-
Beta	-	-	-
Volatility	23.48	24.07	-

Futures and Options

Related Futures	-
Related Options	-









5Y



Price data

Ø price 5 days Ø volume 5 days (pcs.)	57.6619 EUR (0)
Ø price 30 days Ø volume 30 days (pcs.)	58.6739 EUR (0)
Ø price 100 days Ø volume 100 days (pcs.)	57.8358 EUR (0)
Ø price 250 days Ø volume 250 days (pcs.)	53.5853 EUR (0)
YTD High date	62.0434 EUR (2024/06/13)
YTD Low date	52.5452 EUR (2024/04/26)
52 Weeks High date	62.0434 EUR (2024/06/13)
52 Weeks Low date	42.5722 EUR (2023/10/27)

Recent Research

on sector		on market	
Date		Headline	Download
2024/07/12		Global Equity Ratings	
2024/06/21		Global Equity Ratings	
2024/06/14		Global Equity Ratings	
2024/05/29		Global Equity Ratings	
2024/04/26		Global Equity Ratings	