

ANDRITZ AG FUTURE (ANDF) - EUX/202412

2024/05/24 18:41:22

Price
56.4155 EURDifference  -0.73% (-0.42)

General attributes

Symbol	ANDFZ24
Exchange	Eurex
Currency	EUR
Security type	Future
Underlying	ANDRITZ AG
Maturity	12-2024
Contract size	100

Market data

Bid (Bid size)	- EUR (-)
Ask (Ask size)	- EUR (-)
Open	56.4155 EUR
High	56.4155 EUR
Low	56.4155 EUR
Close (prev. day)	56.8331 EUR
Underlying	ANDRITZ AG
Underlying price (date)	55.20 (24/05/24)
Settlement price (date)	56.42 (24/05/24)
Open Interest	0

Performance and Risk

	6m	1Y	3Y
Perf (%)	+12.92%	+4.62%	-
Perf (abs.)	+6.46	+2.49	-
Beta	-	-	-
Volatility	21.76	23.87	-

Futures and Options

Related Futures	-
Related Options	-

5Y











Information about previous performance does not guarantee future performance.
Source: FactSet

Price data

Ø price 5 days Ø volume 5 days (pcs.)	56.4896 EUR (0)
Ø price 30 days Ø volume 30 days (pcs.)	55.8302 EUR (0)
Ø price 100 days Ø volume 100 days (pcs.)	57.3085 EUR (0)
Ø price 250 days Ø volume 250 days (pcs.)	52.6978 EUR (0)
YTD High date	61.6606 EUR (2024/02/22)
YTD Low date	52.5452 EUR (2024/04/26)
52 Weeks High date	61.6606 EUR (2024/02/22)
52 Weeks Low date	42.5722 EUR (2023/10/27)

Recent Research

on sector		on market	
Date		Headline	Download
2024/04/26		Global Equity Ratings	
2024/04/03		Global Equity Ratings	
2024/03/13		Global Equity Ratings	
2024/02/22		Global Equity Ratings	
2024/02/14		Global Equity Ratings	