

BCE INC. FUTURE (BCEF) - EUX/202412

2024/04/25 18:46:27

Price
31.7194 USD

Difference  -0.36% (-0.11)

General attributes

Symbol	BCEFZ24
Exchange	Eurex
Currency	USD
Security type	Future
Underlying	BCE INC.
Maturity	12-2024
Contract size	100

Market data

Bid (Bid size)	- USD (-)
Ask (Ask size)	- USD (-)
Open	31.7194 USD
High	31.7194 USD
Low	31.7194 USD
Close (prev. day)	31.8332 USD
Underlying	BCE INC.
Underlying price (date)	44.935 (24/04/25)
Settlement price (date)	31.72 (24/04/25)
Open Interest	0

Performance and Risk

	6m	1Y	3Y
Perf (%)	-12.35%	-30.87%	-
Perf (abs.)	-4.48	-14.22	-
Beta	-	-	-
Volatility	21.05	19.06	-

Futures and Options

Related Futures	-
Related Options	-

5Y










Information about previous performance does not guarantee future performance.
Source: FactSet

Price data

Ø price 5 days Ø volume 5 days (pcs.)	31.7339 USD (0)
Ø price 30 days Ø volume 30 days (pcs.)	32.4698 USD (0)
Ø price 100 days Ø volume 100 days (pcs.)	36.3562 USD (0)
Ø price 250 days Ø volume 250 days (pcs.)	39.0269 USD (0)
YTD High date	40.5540 USD (2024/01/19)
YTD Low date	31.1006 USD (2024/04/17)
52 Weeks High date	46.4866 USD (2023/04/28)
52 Weeks Low date	31.1006 USD (2024/04/17)

Recent Research

on sector			
Date		Headline	Download
2024/04/03		Global Equity Ratings	
2024/03/13		Global Equity Ratings	
2024/02/22		Global Equity Ratings	
2024/02/14		Global Equity Ratings	
2024/01/23		Global Equity Ratings	