

BASF SE FUTURE (BASG) - EUX/202412

2024/07/26 18:34:55

Price
44.447 EUR

Difference  -2.32% (-1.06)

General attributes

Symbol	BASGZ24
Exchange	Eurex
Currency	EUR
Security type	Future
Underlying	BASF SE
Maturity	12-2024
Contract size	100

Market data

Bid (Bid size)	- EUR (-)
Ask (Ask size)	- EUR (-)
Open	44.447 EUR
High	44.447 EUR
Low	44.447 EUR
Close (prev. day)	45.5038 EUR
Underlying	BASF SE
Underlying price (date)	43.735 (24/07/26)
Settlement price (date)	44.45 (24/07/26)
Open Interest	0

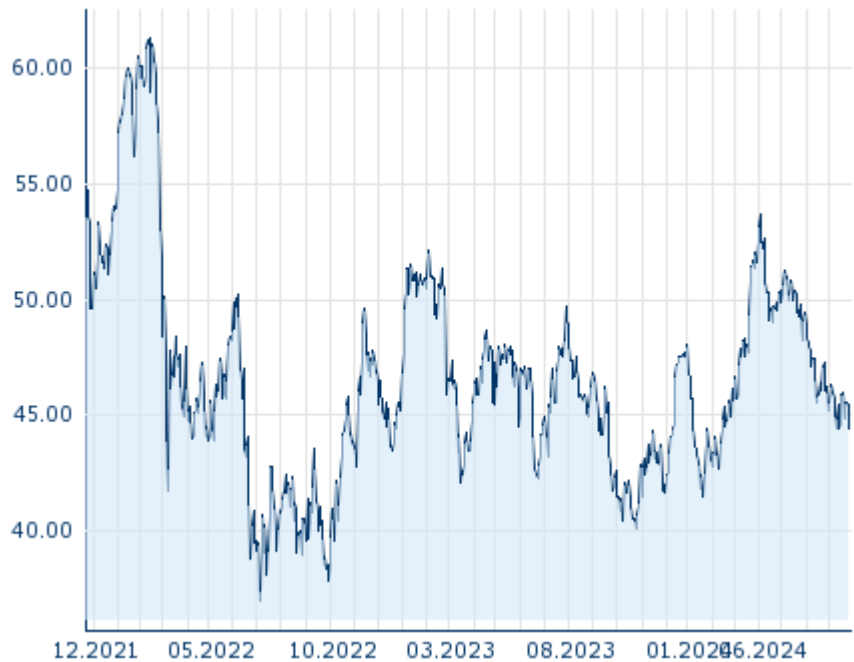
Performance and Risk

	6m	1Y	3Y
Perf (%)	+0.08%	-6.58%	-
Perf (abs.)	+0.04	-3.13	-
Beta	-	-	-
Volatility	21.15	22.74	-

Futures and Options

Related Futures	-
Related Options	-

5Y










Information about previous performance does not guarantee future performance.
Source: FactSet

Price data

Ø price 5 days Ø volume 5 days (pcs.)	45.312 EUR (0)
Ø price 30 days Ø volume 30 days (pcs.)	45.665 EUR (0)
Ø price 100 days Ø volume 100 days (pcs.)	48.528 EUR (0)
Ø price 250 days Ø volume 250 days (pcs.)	45.869 EUR (0)
YTD High date	53.692 EUR (2024/04/04)
YTD Low date	41.514 EUR (2024/01/22)
52 Weeks High date	53.692 EUR (2024/04/04)
52 Weeks Low date	40.135 EUR (2023/10/25)

Recent Research

on underlying	on sector	on market	
Date		Headline	Download
2024/07/24		Global Equity Ratings	
2024/07/12		Global Equity Ratings	
2024/06/21		Global Equity Ratings	
2024/06/14		Global Equity Ratings	
2024/05/29		Global Equity Ratings	