

BASF SE FUTURE (BASG) - EUX/202412

2024/07/16 18:49:56

Price
44.5766 EUR

Difference  0.39% (0.17)

General attributes

Symbol	BASGZ24
Exchange	Eurex
Currency	EUR
Security type	Future
Underlying	BASF SE
Maturity	12-2024
Contract size	100

Market data

Bid (Bid size)	- EUR (-)
Ask (Ask size)	- EUR (-)
Open	44.5766 EUR
High	44.5766 EUR
Low	44.5766 EUR
Close (prev. day)	44.4034 EUR
Underlying	BASF SE
Underlying price (date)	44.865 (24/07/17)
Settlement price (date)	44.58 (24/07/16)
Open Interest	0

Performance and Risk

	6m	1Y	3Y
Perf (%)	+3.67%	-2.14%	-
Perf (abs.)	+1.58	-0.98	-
Beta	-	-	-
Volatility	21.02	22.56	-

Futures and Options

Related Futures	-
Related Options	-

5Y







Information about previous performance does not guarantee future performance.
Source: FactSet

Price data

Ø price 5 days Ø volume 5 days (pcs.)	44.7600 EUR (0)
Ø price 30 days Ø volume 30 days (pcs.)	46.1584 EUR (0)
Ø price 100 days Ø volume 100 days (pcs.)	48.5556 EUR (0)
Ø price 250 days Ø volume 250 days (pcs.)	45.9631 EUR (0)
YTD High date	53.6916 EUR (2024/04/04)
YTD Low date	41.5137 EUR (2024/01/22)
52 Weeks High date	53.6916 EUR (2024/04/04)
52 Weeks Low date	40.1352 EUR (2023/10/25)

Recent Research

on underlying	on sector	on market	
Date		Headline	Download
2024/07/12		Global Equity Ratings	
2024/06/21		Global Equity Ratings	
2024/06/14		Global Equity Ratings	
2024/05/29		Global Equity Ratings	
2024/04/26		Global Equity Ratings	