

BASF SE FUTURE (BASG) - EUX/202412

2024/05/02 18:23:10

Price
49.8332 EUR

Difference  -1.06% (-0.53)

General attributes

Symbol	BASGZ24
Exchange	Eurex
Currency	EUR
Security type	Future
Underlying	BASF SE
Maturity	12-2024
Contract size	100

Market data

Bid (Bid size)	- EUR (-)
Ask (Ask size)	- EUR (-)
Open	49.8332 EUR
High	49.8332 EUR
Low	49.8332 EUR
Close (prev. day)	50.3661 EUR
Underlying	BASF SE
Underlying price (date)	48.645 (24/05/02)
Settlement price (date)	49.83 (24/05/02)
Open Interest	0

Performance and Risk

	6m	1Y	3Y
Perf (%)	+16.39%	+9.50%	-
Perf (abs.)	+7.02	+4.32	-
Beta	-	-	-
Volatility	22.68	24.60	-

Futures and Options

Related Futures	-
Related Options	-

5Y












Information about previous performance does not guarantee future performance.
Source: FactSet

Price data

Ø price 5 days Ø volume 5 days (pcs.)	50.1326 EUR (0)
Ø price 30 days Ø volume 30 days (pcs.)	50.9424 EUR (0)
Ø price 100 days Ø volume 100 days (pcs.)	46.9519 EUR (0)
Ø price 250 days Ø volume 250 days (pcs.)	45.5657 EUR (0)
YTD High date	53.6916 EUR (2024/04/04)
YTD Low date	41.5137 EUR (2024/01/22)
52 Weeks High date	53.6916 EUR (2024/04/04)
52 Weeks Low date	40.1352 EUR (2023/10/25)

Recent Research

on underlying	on sector	on market	
Date		Headline	Download
2024/04/26		Global Equity Ratings	
2024/04/03		Global Equity Ratings	
2024/03/13		Global Equity Ratings	
2024/02/22		Global Equity Ratings	
2024/02/14		Global Equity Ratings	