

BASF SE FUTURE (BASG) - EUX/202412

2024/04/19 18:41:29

Price
48.991 EUR

Difference  -1.31% (-0.65)

General attributes

Symbol	BASGZ24
Exchange	Eurex
Currency	EUR
Security type	Future
Underlying	BASF SE
Maturity	12-2024
Contract size	100

Market data

Bid (Bid size)	- EUR (-)
Ask (Ask size)	- EUR (-)
Open	48.991 EUR
High	48.991 EUR
Low	48.991 EUR
Close (prev. day)	49.6408 EUR
Underlying	BASF SE
Underlying price (date)	50.44 (24/04/19)
Settlement price (date)	48.99 (24/04/19)
Open Interest	0

Performance and Risk

	6m	1Y	3Y
Perf (%)	+19.73%	+2.71%	-
Perf (abs.)	+8.18	+1.31	-
Beta	-	-	-
Volatility	24.00	25.83	-

Futures and Options

Related Futures	-
Related Options	-

5Y










Information about previous performance does not guarantee future performance.
Source: FactSet

Price data

Ø price 5 days Ø volume 5 days (pcs.)	49.781 EUR (0)
Ø price 30 days Ø volume 30 days (pcs.)	50.300 EUR (0)
Ø price 100 days Ø volume 100 days (pcs.)	46.262 EUR (0)
Ø price 250 days Ø volume 250 days (pcs.)	45.467 EUR (0)
YTD High date	53.692 EUR (2024/04/04)
YTD Low date	41.514 EUR (2024/01/22)
52 Weeks High date	53.692 EUR (2024/04/04)
52 Weeks Low date	40.135 EUR (2023/10/25)

Recent Research

on underlying	on sector	on market	
Date		Headline	Download
2024/04/03		Global Equity Ratings	
2024/03/13		Global Equity Ratings	
2024/02/22		Global Equity Ratings	
2024/02/14		Global Equity Ratings	
2024/01/23		Global Equity Ratings	