

AMGEN INC. FUTURE (AMGF) - EUX/202412

2024/09/17 18:45:41

Price
336.6155 USD

Difference  -0.23% (-0.76)

General attributes

Symbol	AMGFZ24
Exchange	Eurex
Currency	USD
Security type	Future
Underlying	AMGEN INC.
Maturity	12-2024
Contract size	100

Market data

Bid (Bid size)	- USD (-)
Ask (Ask size)	- USD (-)
Open	336.6155 USD
High	336.6155 USD
Low	336.6155 USD
Close (prev. day)	337.3773 USD
Underlying	AMGEN INC.
Underlying price (date)	334.23 (24/09/18)
Settlement price (date)	336.62 (24/09/17)
Open Interest	1,018

Performance and Risk

	6m	1Y	3Y
Perf (%)	+21.82%	+24.29%	-
Perf (abs.)	+60.29	+65.79	-
Beta	-	-	-
Volatility	28.76	25.79	-

Futures and Options

Related Futures	-
Related Options	-











Information about previous performance does not guarantee future performance.
Source: FactSet

Price data

Ø price 5 days Ø volume 5 days (pcs.)	333.5077 USD (0)
Ø price 30 days Ø volume 30 days (pcs.)	329.2335 USD (7)
Ø price 100 days Ø volume 100 days (pcs.)	321.3014 USD (12)
Ø price 250 days Ø volume 250 days (pcs.)	300.4837 USD (5)
YTD High date	343.7617 USD (2024/07/25)
YTD Low date	267.0079 USD (2024/04/17)
52 Weeks High date	343.7617 USD (2024/07/25)
52 Weeks Low date	260.8340 USD (2023/10/31)

Recent Research

on underlying	on sector	on market	
Date		Headline	Download
2024/09/11		Global Equity Ratings	
2024/09/05		Global Equity Ratings	
2024/08/12		Global Equity Ratings	
2024/07/24		Global Equity Ratings	
2024/07/12		Global Equity Ratings	