

BP PLC FUTURE (BPF) - EUX/202412

2024/05/21 18:43:21

Price
494.2823 GBP

Difference  -0.11% (-0.53)

General attributes

Symbol	BPFZ24
Exchange	Eurex
Currency	GBP
Security type	Future
Underlying	BP PLC
Maturity	12-2024
Contract size	1,000

Market data

Bid (Bid size)	- GBP (-)
Ask (Ask size)	- GBP (-)
Open	494.2823 GBP
High	494.2823 GBP
Low	494.2823 GBP
Close (prev. day)	494.8154 GBP
Underlying	BP PLC
Underlying price (date)	490.80 (24/05/21)
Settlement price (date)	494.28 (24/05/21)
Open Interest	0

Performance and Risk

	6m	1Y	3Y
Perf (%)	+2.11%	+1.68%	-
Perf (abs.)	+10.20	+8.16	-
Beta	-	-	-
Volatility	18.72	21.63	-

Futures and Options

Related Futures	-
Related Options	-

5Y












Information about previous performance does not guarantee future performance.
 Source: FactSet

Price data

Ø price 5 days Ø volume 5 days (pcs.)	495.8406 GBP (0)
Ø price 30 days Ø volume 30 days (pcs.)	513.7115 GBP (0)
Ø price 100 days Ø volume 100 days (pcs.)	484.8726 GBP (0)
Ø price 250 days Ø volume 250 days (pcs.)	490.4920 GBP (0)
YTD High date	541.5328 GBP (2024/04/12)
YTD Low date	440.9917 GBP (2024/01/18)
52 Weeks High date	565.5713 GBP (2023/10/18)
52 Weeks Low date	440.9917 GBP (2024/01/18)

Recent Research

on underlying		on sector	
Date		Headline	Download
2024/04/26		Global Equity Ratings	
2024/04/03		Global Equity Ratings	
2024/03/13		Global Equity Ratings	
2024/02/22		Global Equity Ratings	
2024/02/14		Global Equity Ratings	