

BP PLC FUTURE (BPF) - EUX/202412

2024/05/17 19:04:47

Price
495.0501 GBPDifference  0.41% (2.04)

General attributes

Symbol	BPFZ24
Exchange	Eurex
Currency	GBP
Security type	Future
Underlying	BP PLC
Maturity	12-2024
Contract size	1,000

Market data

Bid (Bid size)	- GBP (-)
Ask (Ask size)	- GBP (-)
Open	495.0501 GBP
High	495.0501 GBP
Low	495.0501 GBP
Close (prev. day)	493.0142 GBP
Underlying	BP PLC
Underlying price (date)	491.30 (24/05/17)
Settlement price (date)	495.05 (24/05/17)
Open Interest	0

Performance and Risk

	6m	1Y	3Y
Perf (%)	+2.72%	+2.55%	-
Perf (abs.)	+13.13	+12.33	-
Beta	-	-	-
Volatility	18.76	21.59	-

Futures and Options

Related Futures	-
Related Options	-

5Y











Information about previous performance does not guarantee future performance.
Source: FactSet

Price data

Ø price 5 days Ø volume 5 days (pcs.)	497.6473 GBp (0)
Ø price 30 days Ø volume 30 days (pcs.)	514.1225 GBp (0)
Ø price 100 days Ø volume 100 days (pcs.)	484.5885 GBp (0)
Ø price 250 days Ø volume 250 days (pcs.)	490.4557 GBp (0)
YTD High date	541.5328 GBp (2024/04/12)
YTD Low date	440.9917 GBp (2024/01/18)
52 Weeks High date	565.5713 GBp (2023/10/18)
52 Weeks Low date	440.9917 GBp (2024/01/18)

Recent Research

on underlying		on sector	
Date		Headline	Download
2024/04/26		Global Equity Ratings	
2024/04/03		Global Equity Ratings	
2024/03/13		Global Equity Ratings	
2024/02/22		Global Equity Ratings	
2024/02/14		Global Equity Ratings	