

BRISTOL-MYERS SQUIBB CO. FUTURE (BMYF) - EUX/202412

2024/07/23 18:36:43

Price
42.4598 USDDifference  -1.73% (-0.75)

General attributes

Symbol	BMYFZ24
Exchange	Eurex
Currency	USD
Security type	Future
Underlying	BRISTOL-MYERS SQUIBB CO.
Maturity	12-2024
Contract size	100

Market data

Bid (Bid size)	- USD (-)
Ask (Ask size)	- USD (-)
Open	42.4598 USD
High	42.4598 USD
Low	42.4598 USD
Close (prev. day)	43.2082 USD
Underlying	BRISTOL-MYERS SQUIBB CO.
Underlying price (date)	42.98 (24/07/23)
Settlement price (date)	42.46 (24/07/23)
Open Interest	0

Performance and Risk

	6m	1Y	3Y
Perf (%)	-16.39%	-36.03%	-
Perf (abs.)	-8.33	-23.91	-
Beta	-	-	-
Volatility	26.27	24.12	-

Futures and Options

Related Futures	-
Related Options	-

5Y












Information about previous performance does not guarantee future performance.
Source: FactSet

Price data

Ø price 5 days Ø volume 5 days (pcs.)	43.1211 USD (0)
Ø price 30 days Ø volume 30 days (pcs.)	41.4756 USD (0)
Ø price 100 days Ø volume 100 days (pcs.)	45.8961 USD (0)
Ø price 250 days Ø volume 250 days (pcs.)	51.4501 USD (0)
YTD High date	54.7017 USD (2024/03/11)
YTD Low date	39.9929 USD (2024/07/03)
52 Weeks High date	67.3008 USD (2023/07/24)
52 Weeks Low date	39.9929 USD (2024/07/03)

Recent Research

on underlying	on sector	on market	
Date		Headline	Download
2024/07/12		Global Equity Ratings	
2024/06/21		Global Equity Ratings	
2024/06/14		Global Equity Ratings	
2024/05/29		Global Equity Ratings	
2024/04/26		Global Equity Ratings	