

BRISTOL-MYERS SQUIBB CO. FUTURE (BMYF) - EUX/202412

2024/07/10 18:33:51

Price
41.2749 USDDifference  1.50% (0.61)

General attributes

Symbol	BMYFZ24
Exchange	Eurex
Currency	USD
Security type	Future
Underlying	BRISTOL-MYERS SQUIBB CO.
Maturity	12-2024
Contract size	100

Market data

Bid (Bid size)	- USD (-)
Ask (Ask size)	- USD (-)
Open	41.2749 USD
High	41.2749 USD
Low	41.2749 USD
Close (prev. day)	40.6659 USD
Underlying	BRISTOL-MYERS SQUIBB CO.
Underlying price (date)	41.12 (24/07/10)
Settlement price (date)	41.27 (24/07/10)
Open Interest	0

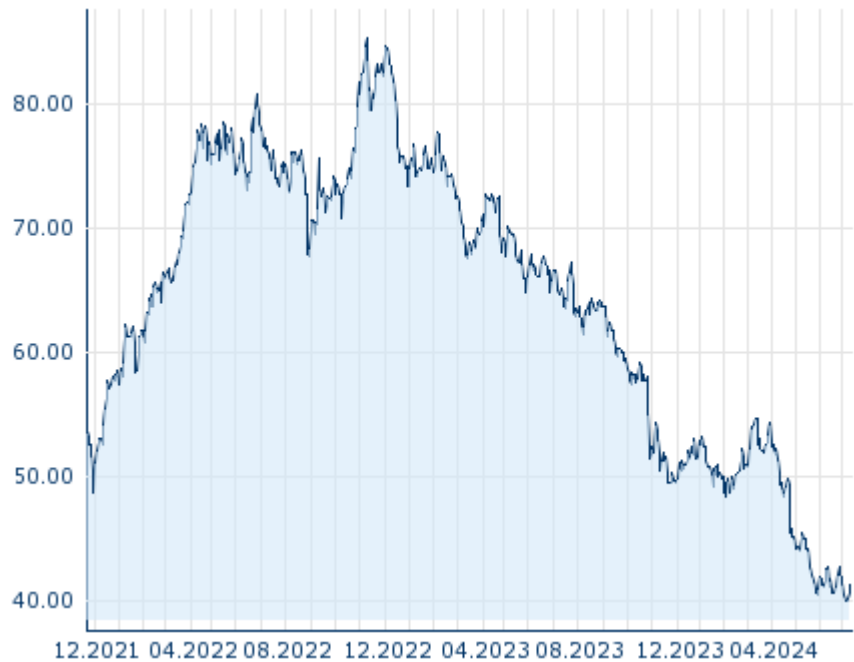
Performance and Risk

	6m	1Y	3Y
Perf (%)	-19.60%	-36.14%	-
Perf (abs.)	-10.06	-23.36	-
Beta	-	-	-
Volatility	24.43	23.11	-

Futures and Options

Related Futures	-
Related Options	-

5Y












Information about previous performance does not guarantee future performance.
Source: FactSet

Price data

Ø price 5 days Ø volume 5 days (pcs.)	40.4010 USD (0)
Ø price 30 days Ø volume 30 days (pcs.)	41.2393 USD (0)
Ø price 100 days Ø volume 100 days (pcs.)	46.6829 USD (0)
Ø price 250 days Ø volume 250 days (pcs.)	52.2713 USD (0)
YTD High date	54.7017 USD (2024/03/11)
YTD Low date	39.9929 USD (2024/07/03)
52 Weeks High date	67.3008 USD (2023/07/24)
52 Weeks Low date	39.9929 USD (2024/07/03)

Recent Research

on underlying	on sector	on market		
Date			Headline	Download
2024/06/21			Global Equity Ratings	
2024/06/14			Global Equity Ratings	
2024/05/29			Global Equity Ratings	
2024/04/26			Global Equity Ratings	
2024/04/03			Global Equity Ratings	