

BRISTOL-MYERS SQUIBB CO. FUTURE (BMYF) - EUX/202412

2024/07/10 18:33:51

Price
41.2749 USDDifference  1.50% (0.61)

General attributes

| | |
|---------------|--------------------------|
| Symbol | BMYFZ24 |
| Exchange | Eurex |
| Currency | USD |
| Security type | Future |
| Underlying | BRISTOL-MYERS SQUIBB CO. |
| Maturity | 12-2024 |
| Contract size | 100 |

Market data

| | |
|-------------------------|--------------------------|
| Bid (Bid size) | - USD (-) |
| Ask (Ask size) | - USD (-) |
| Open | 41.2749 USD |
| High | 41.2749 USD |
| Low | 41.2749 USD |
| Close (prev. day) | 40.6659 USD |
| Underlying | BRISTOL-MYERS SQUIBB CO. |
| Underlying price (date) | 41.12 (24/07/10) |
| Settlement price (date) | 41.27 (24/07/10) |
| Open Interest | 0 |

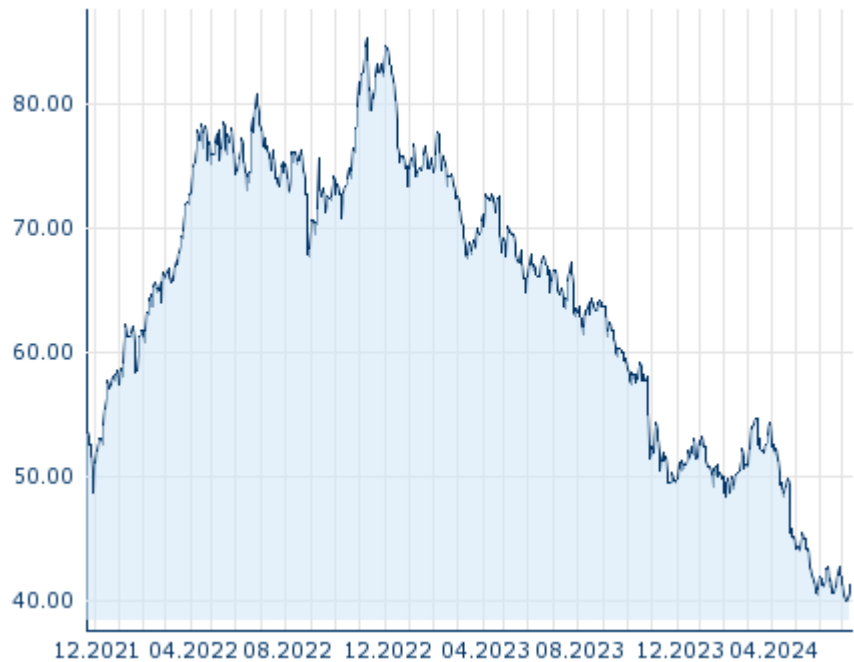
Performance and Risk

| | 6m | 1Y | 3Y |
|-------------|---------|---------|----|
| Perf (%) | -19.60% | -36.14% | - |
| Perf (abs.) | -10.06 | -23.36 | - |
| Beta | - | - | - |
| Volatility | 24.43 | 23.11 | - |

Futures and Options

| | |
|-----------------|---|
| Related Futures | - |
| Related Options | - |

5Y













Information about previous performance does not guarantee future performance.
Source: FactSet

Price data

| | |
|---|--------------------------|
| Ø price 5 days Ø volume 5 days (pcs.) | 40.4010 USD (0) |
| Ø price 30 days Ø volume 30 days (pcs.) | 41.2393 USD (0) |
| Ø price 100 days Ø volume 100 days (pcs.) | 46.6829 USD (0) |
| Ø price 250 days Ø volume 250 days (pcs.) | 52.2713 USD (0) |
| YTD High date | 54.7017 USD (2024/03/11) |
| YTD Low date | 39.9929 USD (2024/07/03) |
| 52 Weeks High date | 67.3008 USD (2023/07/24) |
| 52 Weeks Low date | 39.9929 USD (2024/07/03) |

Recent Research

| on underlying | on sector | on market | |
|---------------|---|-----------------------|---|
| Date | | Headline | Download |
| 2024/06/21 |  | Global Equity Ratings |  |
| 2024/06/14 |  | Global Equity Ratings |  |
| 2024/05/29 |  | Global Equity Ratings |  |
| 2024/04/26 |  | Global Equity Ratings |  |
| 2024/04/03 |  | Global Equity Ratings |  |