

BRISTOL-MYERS SQUIBB CO. FUTURE (BMYF) - EUX/202412

2024/05/03 18:32:43

Price
44.208 USDDifference  -0.22% (-0.10)

General attributes

Symbol	BMYFZ24
Exchange	Eurex
Currency	USD
Security type	Future
Underlying	BRISTOL-MYERS SQUIBB CO.
Maturity	12-2024
Contract size	100

Market data

Bid (Bid size)	- USD (-)
Ask (Ask size)	- USD (-)
Open	44.208 USD
High	44.208 USD
Low	44.208 USD
Close (prev. day)	44.3051 USD
Underlying	BRISTOL-MYERS SQUIBB CO.
Underlying price (date)	43.99 (24/05/03)
Settlement price (date)	44.21 (24/05/03)
Open Interest	0

Performance and Risk

	6m	1Y	3Y
Perf (%)	-18.09%	-35.69%	-
Perf (abs.)	-9.76	-24.54	-
Beta	-	-	-
Volatility	24.83	22.58	-

Futures and Options

Related Futures	-
Related Options	-













Information about previous performance does not guarantee future performance.
Source: FactSet

Price data

Ø price 5 days Ø volume 5 days (pcs.)	44.918 USD (0)
Ø price 30 days Ø volume 30 days (pcs.)	49.960 USD (0)
Ø price 100 days Ø volume 100 days (pcs.)	50.863 USD (0)
Ø price 250 days Ø volume 250 days (pcs.)	56.949 USD (0)
YTD High date	54.702 USD (2024/03/11)
YTD Low date	44.208 USD (2024/05/03)
52 Weeks High date	70.219 USD (2023/05/08)
52 Weeks Low date	44.208 USD (2024/05/03)

Recent Research

on underlying	on sector	on market	
Date		Headline	Download
2024/04/26		Global Equity Ratings	
2024/04/03		Global Equity Ratings	
2024/03/13		Global Equity Ratings	
2024/02/22		Global Equity Ratings	
2024/02/14		Global Equity Ratings	

5Y