

BANK OF AMERICA CORP. FUTURE (BACF) - EUX/202412

2024/07/26 18:34:54

Price
42.0914 USDDifference  -1.24% (-0.53)

General attributes

Symbol	BACFZ24
Exchange	Eurex
Currency	USD
Security type	Future
Underlying	BANK OF AMERICA CORP.
Maturity	12-2024
Contract size	100

Market data

Bid (Bid size)	- USD (-)
Ask (Ask size)	- USD (-)
Open	42.0914 USD
High	42.0914 USD
Low	42.0914 USD
Close (prev. day)	42.6195 USD
Underlying	BANK OF AMERICA CORP.
Underlying price (date)	41.67 (24/07/26)
Settlement price (date)	42.09 (24/07/26)
Open Interest	0

Performance and Risk

	6m	1Y	3Y
Perf (%)	+23.27%	+25.98%	-
Perf (abs.)	+7.95	+8.68	-
Beta	-	-	-
Volatility	22.36	24.98	-

Futures and Options

Related Futures	-
Related Options	-












5Y

Information about previous performance does not guarantee future performance.
Source: FactSet

Price data

Ø price 5 days Ø volume 5 days (pcs.)	42.8031 USD (0)
Ø price 30 days Ø volume 30 days (pcs.)	41.7291 USD (0)
Ø price 100 days Ø volume 100 days (pcs.)	39.4235 USD (0)
Ø price 250 days Ø volume 250 days (pcs.)	34.4683 USD (0)
YTD High date	44.8977 USD (2024/07/17)
YTD Low date	32.1538 USD (2024/01/18)
52 Weeks High date	44.8977 USD (2024/07/17)
52 Weeks Low date	25.8796 USD (2023/10/30)

Recent Research

on underlying	on sector	on market	
Date		Headline	Download
2024/07/24		Global Equity Ratings	
2024/07/12		Global Equity Ratings	
2024/06/21		Global Equity Ratings	
2024/06/14		Global Equity Ratings	
2024/05/29		Global Equity Ratings	