

# BAUSCH HEALTH COMPANIES INC. FUTURE (BVFF) - EUX/202412

2024/08/07 18:43:03

Price  
**5.5665** USD

Difference  2.80% (0.15)

### General attributes

Symbol	BVFFZ24
Exchange	Eurex
Currency	USD
Security type	Future
Underlying	BAUSCH HEALTH COMPANIES INC.
Maturity	12-2024
Contract size	100

### Market data

Bid (Bid size)	- USD (-)
Ask (Ask size)	- USD (-)
Open	5.5665 USD
High	5.5665 USD
Low	5.5665 USD
Close (prev. day)	5.4147 USD
Underlying	BAUSCH HEALTH COMPANIES INC.
Underlying price (date)	5.22 (24/08/07)
Settlement price (date)	5.57 (24/08/07)
Open Interest	0

### Performance and Risk

	6m	1Y	3Y
Perf (%)	-34.91%	-41.15%	-
Perf (abs.)	-2.99	-3.89	-
Beta	-	-	-
Volatility	92.07	72.06	-

### Futures and Options

Related Futures	-
Related Options	-

5Y











Information about previous performance does not guarantee future performance.  
Source: FactSet

### Price data

Ø price 5 days   Ø volume 5 days (pcs.)	5.6888 USD (0)
Ø price 30 days   Ø volume 30 days (pcs.)	6.8251 USD (0)
Ø price 100 days   Ø volume 100 days (pcs.)	7.7073 USD (0)
Ø price 250 days   Ø volume 250 days (pcs.)	8.1433 USD (0)
YTD High   date	11.1416 USD (2024/03/28)
YTD Low   date	4.6222 USD (2024/07/24)
52 Weeks High   date	11.1416 USD (2024/03/28)
52 Weeks Low   date	4.6222 USD (2024/07/24)

### Recent Research

on sector			
Date		Headline	Download
2024/07/24		Global Equity Ratings	
2024/07/12		Global Equity Ratings	
2024/06/21		Global Equity Ratings	
2024/06/14		Global Equity Ratings	
2024/05/29		Global Equity Ratings	